

GENERAL PURPOSE ENGINE

GX390H1

PARTS CATALOGUE

2

FOREWORD INDEX

1

ENGINE GROUP

2

PART NUMBER INDEX

3

PART NAME INDEX

4

Instruction for use of parts catalogue

- **This parts catalogue was prepared based on the latest information available as of January 20, 2012.**
- See the parts catalogue news for any revision that is made after January 20, 2012.
- **Always specify the part number when ordering a part.**
 - Check the model, type, serial numbers, color, maker, and the size as needed before ordering a part.
 - Note that the illustrations (part drawings) can differ from the actual parts in shape. They are given just to help you to refer to the parts.
- **When modifications or additions to this parts catalogue are made, a revised edition will be issued at an appropriate time, with successively progressing revision numbers on the cover. We recommend obtaining such revisions in order to keep your parts catalogue up-to-date at all times. To check whether a parts catalogue revision has been issued, please contact your Honda distributor.**

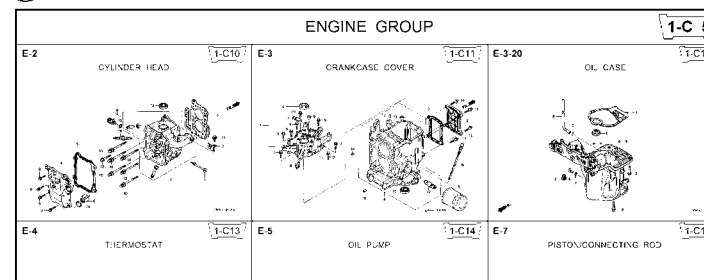
Initial version issue date **May 18, 2007**
Honda Motor Co., Ltd.

CONTENTS

	Page	Address No.
● Instruction for use of parts catalogue	1	B 1
● How to refer to the part information	2	B 2
● Part catalogue structure	3	B 3
● When the parts were revised.....	4	B 4
● Abbreviations used in the parts catalogue.....	4	B 4
● How to check the part block and serial numbers.....	5	B 5
● Models, parts catalogue codes and applicable serial numbers	6	B 6
● Features of each type.....	8	B 8
● Fuel hose, general purpose hoses and vinyl hose.....	12	B12
● FLAT RATE SERVICE TIME	13	B13
● Illustrated index	18	C 2
● ENGINE GROUP.....	22	D 1
● PART NO. INDEX.....	80	H 1
● PART NAME INDEX.....	84	I 1

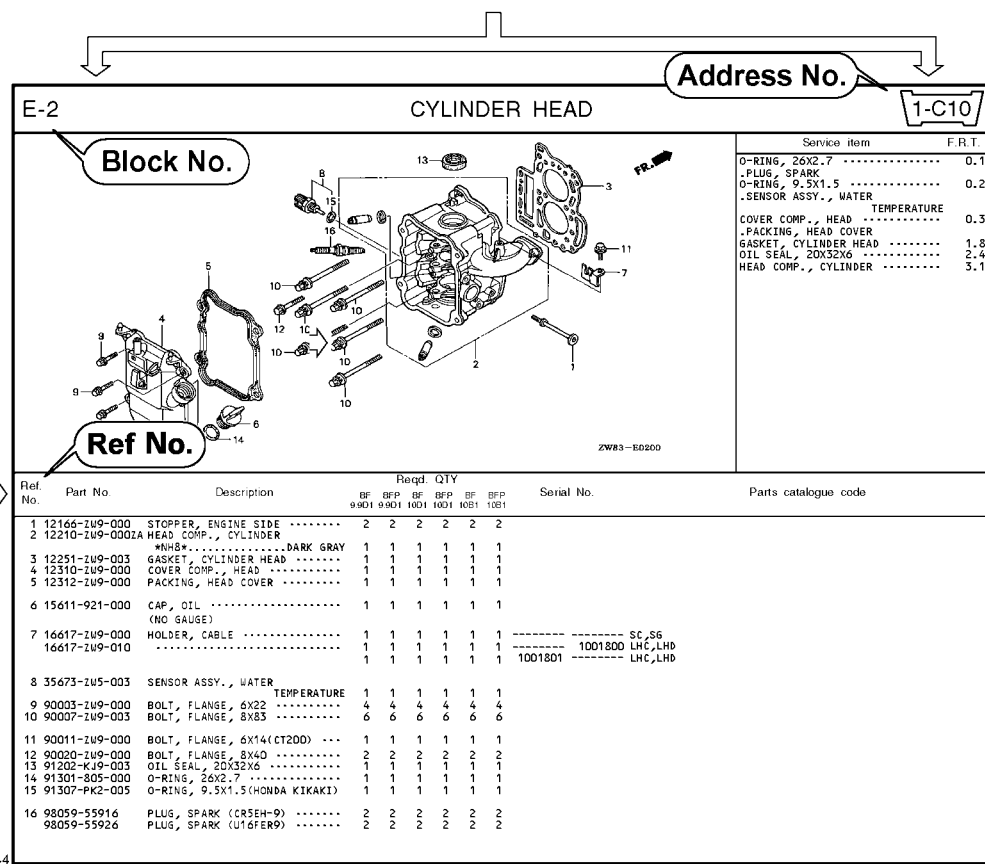
How to refer to the part information

A Reference with "Illustrated index"



B Reference with "Part number index"

PART NO. INDEX					
Part Number	Address	Page	Ref.	Part Number	Address Page
06000				15212-ZW9-000	1-C14 3C
06316-ZW9-000	1-69	88	1	15220-ZW9-003	1-C14 3C
11000				15332-ZW9-000	1-E8 55
11300-ZW9-405	1-C11	27	1	15332-ZW9-A30	1-E11 5E
11300-ZW9-406	1-C11	27	1	15400-PFB-004	1-C11 27
11340-ZW9-000	1-C11	27	2	15422-ZW9-000	1-C14 3C
11342-ZW9-000	1-C11	27	3	15473-881-000	1-C14 3C
11381-ZW9-003	1-C12	28	1	15474-ZW9-000	1-C14 3C
				15611-921-000	1-C10 2E
				15655-ZW9-000	1-C11 27
				16000	
12000				16010-ZV4-005	1-D4 3E
12000-ZW9-405ZA	1-C11	27	4	16011-ZV4-005	1-D4 3E
12155-ZV4-A00	1-C13	29	1	16013-ZW9-003	1-D4 3E
12166-ZW9-000	1-C10	26	1	16016-ZW9-003	1-D4 3E
12209-GB4-681	1-C16	32	1	16016-ZW9-721	1-D4 3E
12210-ZW9-405ZA	1-C10	26	2	16023-ZW9-003	1-D4 3E
12216-ZE2-300	1-E8	55	1	16024-ZV4-650	1-D4 3E
	1-E11	58	1	16028-ZV4-650	1-D4 3E



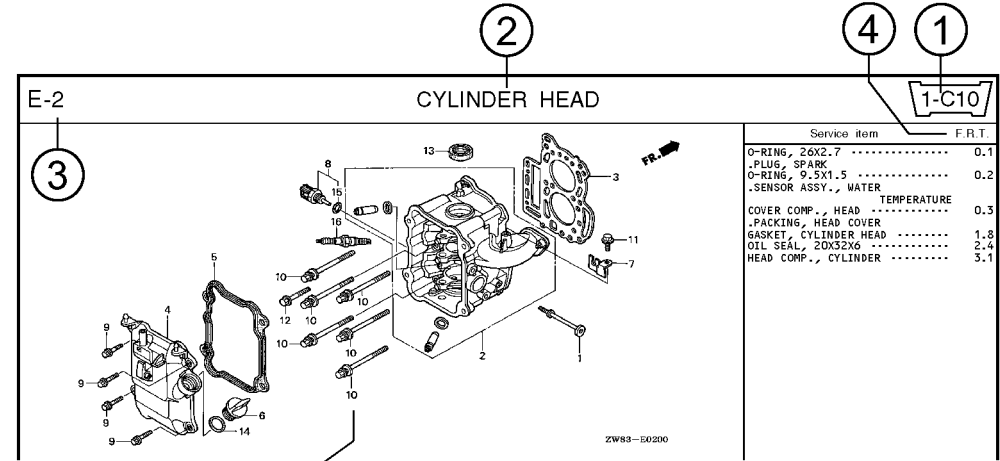
C Reference with "Part name index"

PART NAME INDEX					
Part name	Address	Page	Ref.		
[A]					
ABSORBER, FUEL	1-E15	62	5	BOLT,	
ARMATURE COMP.	1-D11	43	7	BOLT,	
ARM COMP., LINK JOINT	1-G6	85	18	BOLT,	
ARM COMP., SHIFT LINK	1-G6	85	14	BOLT,	
ARM COMP., TILT	1-F15	79	20		
ARM, FUEL PUMP ROCKER	1-C16	32	4		
ARM, REVERSE LOCK	1-F15	79	18		
ARM, SHIFT LINK	1-F11	74	7		
ARM, STOPPER	1-D1	33	12	BOLT,	
ARM, THROTTLE REMOTE	1-F11	74	6		
ARM, VALVE ROCKER	1-C16	32	3		
[B]					
BAG, TOOL, 160MM	1-G5	84	10		
BAND	1-G6	86	37		
BAND B1, WIRE	1-F6	69	1		
BAND, CORD	1-F3	67	18	BOLT,	
BAND, TUBE CLIP, 11MM	1-E15	63	20		
BAND, TUBE CLIP, 12.5MM	1-E15	63	19	BOLT,	

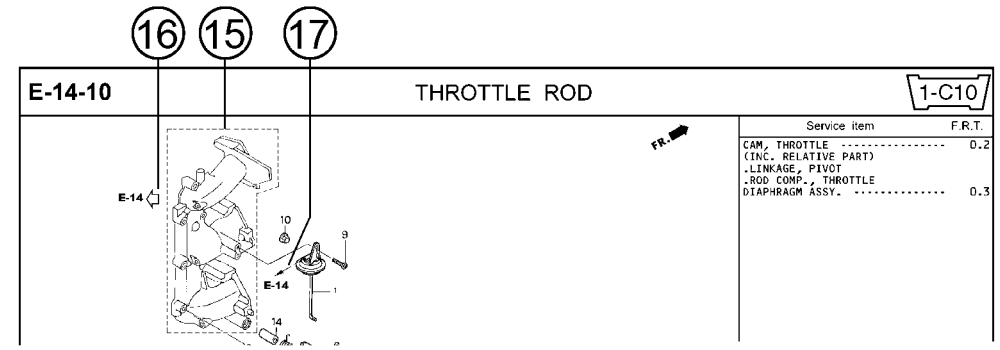
Page No.

2000.09.20 E

Part catalogue structure

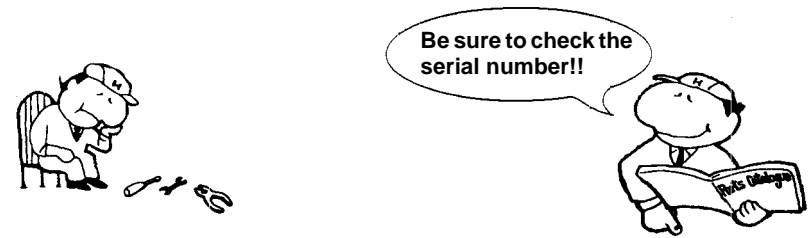


Ref. No.	Part No.	Description	Reqd. QTY						Serial No.	Parts catalogue code
			BF 9/9D1	BFP 9/9D1	BF 10D1	BFP 10D1	BF 10B1	BFP 10B1		
1	12166-ZW9-000	STOPPER, ENGINE SIDE	2	2	2	2	2	2		
2	12210-ZW9-000ZA	HEAD COMP., CYLINDER *NHS* DARK GRAY	1	1	1	1	1	1		
3	12251-ZW9-003	GASKET, CYLINDER HEAD	1	1	1	1	1	1		
4	12310-ZW9-000	COVER COMP., HEAD	1	1	1	1	1	1		
5	12312-ZW9-000	PACKING, HEAD COVER	1	1	1	1	1	1		
6	15611-921-000	CAP, OIL (NO GAUGE)	1	1	1	1	1	1		
7	16617-ZW9-000	HOLDER, CABLE	1	1	1	1	1	1	SC,SG	
	16617-ZW9-010		1	1	1	1	1	1	1001800 LHC,LHD	



- ① **Address number**
 - Address No. is provided (in place of the page No.) to help you refer to the part with the part No. or part name.
- ② **Block title** ③ **Block number**
- ④ **Service item/Flat rate time**
- ⑤ **Reference number**
 - Title number marked with the parenthesis or parentheses indicates that it continues from the previous page.
- ⑥ **Part number** ⑦ **Honda color code**
- ⑧ **Description**
- ⑨ **Assemblies**
 - Sections framed with broken lines in the exploded view drawings are available as complete assemblies. (Their individual parts can also be obtained.)
- ⑩ **Color description**
- ⑪ **Note**
 - Notes are shown with the parentheses in the part name column.
- ⑫ **Required quantity**
 - Required QTY shown in the parenthesis or parentheses indicates the optional part.
 - Required QTY marked with "N" Indicates the optional part that should be selected as needed.
 - Required QTY indicates the number of the part used in the block.
- ⑬ **Serial number**
- ⑭ **Type**
 - When the type column is blank, it indicates that the part is applicable to all types.
 - As the type of the actual unit may differ from the "parts catalogue, type" please refer to "Models, types and applicable serial numbers" for confirmation.
- ⑮ **[Dotted box]**
 - Parts enclosed within a dotted line [] are covered in a different block.
- ⑯ **[Hollow arrow]**
 - A hollow arrow [] indicates the block No. for the parts enclosed within a dotted line [] .
- ⑰ **[Solid arrow]**
 - A solid arrow [] indicates the block No. the part in question is connected to.

When the parts were revised



Ref. No.	Part No.	Description	Reqd. QTY						Serial No.
			BF 99D1	BFP 9.9D1	BF 10D1	BFP 10D1	BF 10B1	BFP 10B1	
1	12166-ZW9-000	STOPPER, ENGINE SIDE	2	2	2	2	2	2	
2	12210-ZW9-000ZA	HEAD COMP., CYLINDER *NHS*.....DARK GRAY	1	1	1	1	1	1	
3	12251-ZW9-003	GASKET, CYLINDER HEAD	1	1	1	1	1	1	
4	12310-ZW9-000	COVER COMP., HEAD	1	1	1	1	1	1	
5	12312-ZW9-000	PACKING, HEAD COVER	1	1	1	1	1	1	
6	15611-921-000	CAP, OIL (NO GAUGE)	1	1	1	1	1	1	
7	16617-ZW9-000	HOLDER, CABLE (###).....	1	1	1	1	1	1	SC, SG LHC, LHD LHC, LHD
	16617-ZW9-010	1	1	1	1	1	1	

The number has been used from the initial model without revision.

When shown at the left side, it is applicable to the models of No.1001801 and the subsequent numbers.

When shown at the right side, it is applicable to the models up to No.1001800.

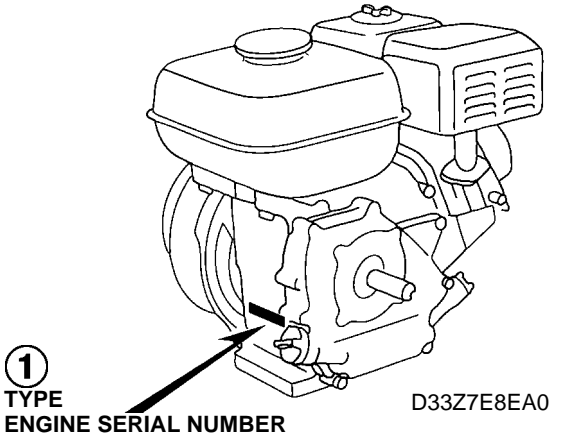
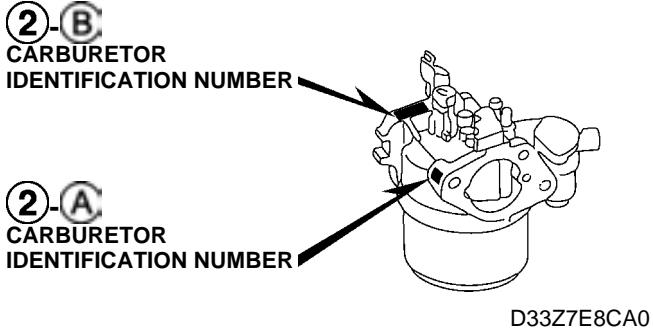
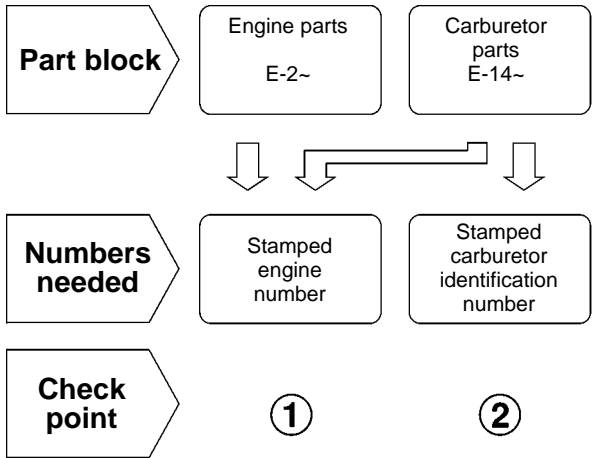
• The parts listed with "###" at the end of the parts name have limited supply period (parts not for sale).

Abbreviations used in the parts catalogue

• The following abbreviations are used in the parts name column.

- A Ampere
- A.C. Alternating current
- ASSY. Assembly
- AT. Automatic transmission
- C.D.I. Capacitive discharge ignition
- COMP. ... Complete
- D.C. Direct current
- EX. Exhaust
- G.F.C.I ... Ground fault circuit interruptor
- HEX. Hexagonal
- H.S.T. Hydrostatic transmission
- FR.Front
- IN.Inlet
- L (100L) .Link (100 Links)
- L.Left
- MMMillimeter
- MT.Manual Transmission
- P.T.O.Power take off
- R.Right
- RR.Rear
- STD.Standard
- T (22T) ...Tooth (22 Teeth)
- VVolt
- WWatt

How to check the part block and serial numbers



Models, parts catalogue codes and applicable serial numbers

• Models, parts catalogue codes and applicable serial Nos. given in this parts catalogue can be identified as follows.

Model	Type	Parts catalogue type	Applicable engine serial No.	Applicable carburetor identification No.	Model	Type	Parts catalogue type	Applicable engine serial No.	Applicable carburetor identification No.
GX390H1	EDS1	EDS1	GCAFH-0000001~	BE87G A	GX390H1	QH	QH	GCAFH-0000001~	BE85T A
	EDT1	EDT1				QH1	QH1		
	ES2	ES2	GCAFH-1000001~	BE89J A		QHB1	QHB1	GCAFH-1000001~	BE88P A
	ES3S	ES3S	GCAFH-0000001~	BE87A C		QHB3	QHB3		BE85T A
	ES4S	ES4S				QHB5	QHB5		
	LH	LH				QHP1	QHP1		
	LH1	LH1	GCAFH-1000001~	BE85T A		QMH	QMH		
	LH2	LH2				QN	QN	BE85U A	
	LHB5	LHB5				QP	QP	BE88P A	
	LHP1	LHP1				QX	QX	BE85T A	
	LXE9	LXE9	QXE	QXE					
	PX	PX	QXEK	QXEK					
	QA2	QA2	GCAFH-0000001~	BE88P A		QXHQ	QXHQ	GCAFH-0000001~	
	QBE1	QBE1	GCAFH-1000001~			QXK	QXK	GCAFH-1000001~	

Model	Type	Parts catalogue type	Applicable engine serial No.	Applicable carburetor identification No.
GX390H1	SH	SH	GCAFH-000001~	BE85T A
	SH1	SH1	GCAFH-1000001~	
	SHE	SHE	GCAFH-0000001~	
	SM11	SM11		
	SWE2	SWE2	GCAFH-1000001~	BE88P A
	SWX2	SWX2		
	SX	SX	GCAFH-0000001~	BE85T A
	SX1	SX1	GCAFH-1000001~	
	SXC	SXC	GCAFH-0000001~	
	SXC1	SXC1	GCAFH-1000001~	
	SXE	SXE	GCAFH-0000001~	
	SXE1	SXE1		
	VMQ3	VMQ3	GCAFH-1000001~	BE89K A
	VMT3	VMT3		

Model	Type	Parts catalogue type	Applicable engine serial No.	Applicable carburetor identification No.
GX390H1	VPX4	VPX4	GCAFH-0000001~	BE89F B BE89L A
	VPXB	VPXB		BE89L A
	VPXE	VPXE		
	VS4	VS4	GCAFH-1000001~	BE89J A
	VS6	VS6		
	VSB4	VSB4		BE89K A
	VSP	VSP	GCAFH-0000001~	BE85L A BE85U A
	VTE5	VTE5	GCAFH-1000001~	BE88P A
	VX	VX	GCAFH-0000001~	BE85U A
	VX1	VX1	GCAFH-1000001~	
	VXE	VXE		
	VXK	VXK		
	VXU1	VXU1		

* Of carburetor identification numbers, only the portions underlined in the example below are used for registration.

BE 87G A KC ナ
Ⓐ Ⓑ

Features of each type

• See the following table for the features of each type. (Items in brackets are optional)

Specifications		Model	GX390H1													
		Type	EDS1	EDT1	ES2	ES3S	ES4S	LH	LH1	LH2	LHB5	LHP1	LXE9	PX	QA2	QBE1
Crankshaft	25mm Ø X 117mm Straight															
	25.4mm Ø X 142.5mm Straight													●	●	
	5/16" Tapered				●	●										
	35mm Ø Tapered	●	●	●												
	30mm Ø Spline						●	●	●	●	●	●				
	25.4mm Ø Spline													●		
Oil alert			●	●	●	●	●						●	●	●	
Oil level switch			●	●	●	●	●						●	●	●	
Charge coil			●				●						●			●
Starter motor			●				●						●			●
Control box													●			●
Reduction							●	●	●	●	●	●				

1

Specifications		Model	GX390H1													
		Type	QH	QH1	QHB1	QHB3	QHB5	QHP1	QMH	QN	QP	QX	QXE	QXEK	QXHQ	QXK
Crankshaft	25mm Ø X 117mm Straight															
	25.4mm Ø X 142.5mm Straight	●	●	●	●	●	●	●	●	●	●	●	●	●	●	●
	5/16" Tapered															
	35mm Ø Tapered															
	30mm Ø Spline															
	25.4mm Ø Spline															
Oil alert											●	●	●	●	●	
Oil level switch											●	●	●	●	●	
Charge coil												●	●			
Starter motor												●	●			
Control box												●	●			
Reduction																

1

Specifications		Model	GX390H1													
		Type	SH	SH1	SHE	SM11	SWE2	SWX2	SX	SX1	SXC	SXC1	SXE	SXE1	VMQ3	VMT3
Crankshaft	25mm Ø X 117mm Straight		●	●	●	●	●	●	●	●	●	●	●	●		
	25.4mm Ø X 142.5mm Straight															
	5/16" Tapered													●		
	35mm Ø Tapered														●	
	30mm Ø Spline															
	25.4mm Ø Spline															
Oil alert							●	●	●	●	●	●	●	●	●	
Oil level switch							●	●	●	●	●	●	●	●	●	
Charge coil				●		●						●	●		●	
Starter motor				●		●						●	●		●	
Control box				●		●						●	●		●	
Reduction																

Specifications		Model	GX390H1												
		Type	VPX4	VPXB	VPXE	VS4	VS6	VS4	VSP	VTE5	VX	VX1	VXE	VXK	VXU1
Crankshaft	25mm Ø X 117mm Straight														
	25.4mm Ø X 142.5mm Straight														
	5/16" Tapered	●	●	●	●	●	●	●	●	●	●	●	●	●	●
	35mm Ø Tapered														
	30mm Ø Spline														
	25.4mm Ø Spline														
Oil alert		●	●	●	●	●	●	●	●	●	●	●	●	●	●
Oil level switch		●	●	●	●	●	●	●	●	●	●	●	●	●	●
Charge coil				●		●			●			●	●	●	
Starter motor				●		●			●			●	●	●	
Control box									●			●	●	●	
Reduction															



Fuel hose, general purpose hoses and vinyl hose

- The standard part fuel hose, general purpose hose and vinyl hose may be substituted by the coiled bulk part.
- When ordering the standard part fuel hose, general purpose hose and vinyl hose use the bulk part number written in the parts catalog in brackets () underneath the part name.
- When exchanging the hose, cut and use at the specified length as mentioned in the part name.
(For the method of cutting the bulk part, and method of filling out orders etc., please refer to the instructions issued with the bulk part.)

Bulk part number of fuel hose, general purpose hose and vinyl hose.

Example: 9 5 0 0 1 - 7 5 0 0 1 - 5 0 M

Bulk part number:
Refers to the bulk part.

Marking code (fuel hose and general purpose hose)

Change code (Vinyl hose)

Indicates number mark or change sequence, however, the code for the bulk part must be strictly 0 (zero).

Types of code:

- Fuel hose
 - 2: Red outside braid (3 mm inside dia. only)
 - 5: Black inside braid
 - 3: Red (3 mm inside dia. only)
 - 4: Ash gray with red stripe (3 mm inside dia. only)
 - 6: Black

- General hose
 - 1: Ash gray
 - 2: Ash gray
 - 3: Black
 - 5: Black

- Vinyl hose
 - 1: Clear
 - 2: Black
 - 3: Light red
 - 6: Light red
 - 7: Pale black

Lengths:

- 001: 1 m (standard)
 - 003: 3 m
 - 008: 8 m
- Application or specification of some parts is not settled.

I.D code: (fuel hose and general purpose hose)

- | | | | | |
|------------|--------------------|--------------------|-----------------------------|-----------------------------|
| 30: 3.0 mm | 50: 5.0 mm | 70: 7.0 mm | 11: 11 mm | 12: 12 (outside dia. 17) mm |
| 35: 3.5 mm | 55: 5.3 mm, 5.5 mm | 75: 7.3 mm, 7.5 mm | 91: 12 (outside dia. 15) mm | 14: 14 mm |
| 45: 4.5 mm | 65: 6.5 mm | 80: 8.0 mm | 92: 12 (outside dia. 16) mm | 17: 17 mm |

ID./OD. code: (vinyl hose)

- | | | | | |
|-------------------------|--------------------------|---------------------------|---------------------------|---------------------------|
| 01: ID. 2.9, OD. 6.8 mm | 12: ID. 5.0, OD. 7.0 mm | 21: ID. 8.0, OD. 9.0 mm | 37: ID. 11.0, OD. 15.0 mm | 50: ID. 16.0, OD. 19.0 mm |
| 03: ID. 3.0, OD. 6.0 mm | 10: ID. 5.0, OD. 8.0 mm | 23: ID. 8.0, OD. 12.0 mm | 38: ID. 12.0, OD. 13.0 mm | 55: ID. 17.5, OD. 20.5 mm |
| 05: ID. 3.5, OD. 6.5 mm | 11: ID. 5.0, OD. 9.0 mm | 25: ID. 9.0, OD. 11.0 mm | 39: ID. 12.0, OD. 14.0 mm | 60: ID. 22.0, OD. 27.0 mm |
| 07: ID. 4.0, OD. 7.0 mm | 14: ID. 6.0, OD. 9.0 mm | 27: ID. 9.0, OD. 13.0 mm | 40: ID. 12.0, OD. 16.0 mm | |
| 08: ID. 4.5, OD. 6.5 mm | 17: ID. 7.0, OD. 9.0 mm | 33: ID. 10.0, OD. 14.0 mm | 43: ID. 13.0, OD. 15.0 mm | |
| 09: ID. 4.5, OD. 8.0 mm | 19: ID. 7.0, OD. 11.0 mm | 36: ID. 11.0, OD. 13.0 mm | 45: ID. 14.0, OD. 18.0 mm | |

Hose type:

- 1: Fuel hose
- 3: Vinyl hose
- 5: General hose

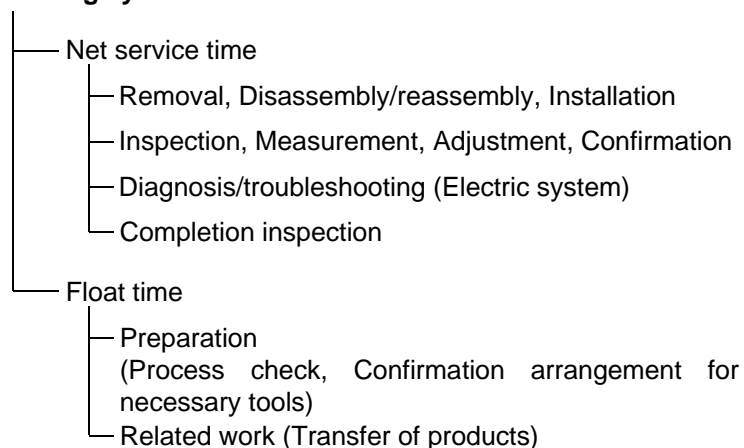
⊙ **CAUTION: It is DANGEROUS to confuse the fuel hose with the general purpose hose or vinyl hose.**

Never use a general purpose hose or vinyl hose in place of a fuel hose or vice versa. Always use the correct bulk part in the parts catalogue, according to the service manual or the instructions issued with the bulk part.

FLAT RATE SERVICE TIME

Flat rate service time (FRT) means the standard time required to service a product, which is listed in this manual to help the dealers control the actual working process and calculate the service charge by using it as a guide.

FRT setting system



* Float time is set by multiplying the net service time by a given coefficient.

Editorial style

The service items shown in the text are listed with the exchange work time for the repair sales parts as the subject. Other representative service items not using repair parts (removal/installation, adjustment, inspection/measuring, and other work) are listed collectively in the list in the preface, classified according to the work.

FRT setting standard

- Decimal system (in unit of 0.1) is adopted to set FRT as it is convenient to calculate the wage.
Example: (0.1) → 6 minutes, (0.2) → 12 minutes
[Labor cost per hour] x [FRT] = [Wage]
- FRT is set with a hand tool.
- Service items and FRT can be subject to change depending on development of tools and service equipment and improvement in service procedure.

Work procedure

- As the work procedure is set with the work time according to the method in the separate Service Manual, refer to this Manual as required.
- Work methods permitting servicing in the shortest time still permitting assurance of safe work and product warranty are used for the setting of service items not listed in the Service Manual.
- Work basically is to be performed by one person, and when two or more people are required, setting is done as the total time for the number of people.
- The set value for the technological level of the workers uses a person with three years of experience in the repair of Honda products as the standard.
- Special tools and service equipment used to set FRT are those specified or recommended in Service Manual.

Service item whose FRT is not presented

- Accessories and service parts that are not listed to use in this manual.
 - Locations with little aging deterioration or breakage during normal use.
 - Service work that can be finished by one touch.
 - Service work that is seldom done (i.e. extremely small causes of trouble and service frequency).
 - Products and parts whose location for installation differs according to its status of use and application.
- * When FRT is not presented, please calculate wages based on appropriate actual work time.

Operation not included of FRT

- Oil and coolant water draining, Waiting time for warming up operation and etc..
- Additional operation that involves removal/installation of standard exterior equipment.
- Indirect time spent for service by visiting the customer, trade-in, and delivery.
- Indirect time required for ordering and delivery of parts.
- Cost for grease, adhesive agent, etc. used for service work.

**Explanation of FRT by using an example
(The example may differ from the actual presented items)**

Ref. No.	L.O.N.	(Relative ref. Number) Description	F.R.T.
① ②	1111L1	④ VALVE, INTAKE4.1	②
③	1111L1A	⑥ • NOTE: OHV type ⑦ • Includes: Engine removal and installation	⑦
		⑤ One head (intake all) add1.4	⑤

- ① Reference No. of the illustration of part that shows location of the replacement work.
- ② FRT is an abbreviation of Flat Rate Time indicating the standard service time required for the replacement.
- ③ LON is an abbreviation of Labor Operation Number, and it is a classification of the service items by the work unit code.

The same operation code is used regardless of the models.

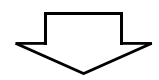
Standard operation is indicated with 6 digits code, and additional operation is indicated with 7 digits code.
- ④ Indicating the intake valve replacement and FRT4.1.
- ⑤ Indicating FRT1.4 that will be added when additional operation (whole intake side of one cylinder head) is done in association with intake valve replacement.

- ⑥ Indicating work condition or application condition of the service item.
- ⑦ Indicating work contents that are included in the service item.
- ⑧ Indicating a reference No. whose operation and time are the same as FRT4.1 for the intake valve.

(The application range is limited to the service items without an LON setting within a same block.)

**How to refer to the service item by using the sample
(intake valve replacement)**

Open to the page of the block where the intake valve's spare part illustration is shown.



Look for the intake valve illustration, and refer to the service item and FRT that agree with the reference No.

Indication mark for the listing of service items that continues to the following page

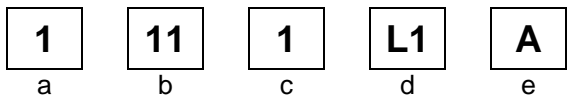
Ref. No.	L.O.N.	(Relative ref. Number) Description	F.R.T.
2	1111L1	VALVE, INTAKE	4.1
	.	.	.
	.	.	.

+
Mark indicated at the last line.

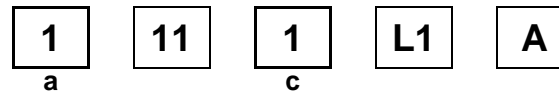
Indication of the block with no setting of FRT

Ref. No.	L.O.N.	(Relative ref. Number) Description	F.R.T.
NO INFORMATION			

• LON code system



- a) Category code..... Engine
- b) Location/function code Engine upper
- c) Operation code..... Replace
- d) Operation sequence number (Unit code can be shown with alphabet)
..... Intake valve
(No regular rule of code)
- e) Additional code One head (intake all)
(No regular rule of code)



a) Category codes and classification

Code	Category
1	Engine
2	Power drive
3	Fuel & Exhaust
4	Frame & Body
5	Steering
6	Electrical
7	Axle & Brake
8	Control system
9	-
0	Attachments

c) Operation codes and classification

Code	Operation category
1	Replace, Removal/Installation, Change
2	Overhaul
3	Adjust, Rotation
4	(Paint-related work: Top-coat)
5	Test, Inspect/diagnose, Measurement
6	(Overhaul-related work: Rebore)
7	(Overhaul-related work: Reseal)
8	(Resurface)
9	(Paint-related work: Refinish)
0	Repair, Cleaning, Air bleeding

Major service items without using spare parts

- (1) Removal/Installation, (2) Adjustment,
(3) Inspection/Measurement, (4) Overhaul, (5) Other work

E: Engine, T: Transmission, D: Drive system,
B: Body and related parts

(1) Removal/Installation

Set with the parts configuration in the status of being removed from the product.

	LON	DESCRIPTION	FRT
E	1111L3	CYLINDER HEAD ASSEMBLY-REMOVAL/INSTALLATION	0.5

(2) Adjustment

	LON	DESCRIPTION	FRT
E	1113A1	VALVE CLEARANCE-ADJUSTMENT NOTE: For 1 product	0.3
	1163A0	CONTROL, THROTTLE/GOVERNOR-ADJUSTMENT	0.2
	3113A2	CARBURETOR IDLE-ADJUSTMENT	0.2

(3) Inspection, Measurement, Cleaning

	LON	DESCRIPTION	FRT
E	1105A0	ENGINE OIL-INSPECTION	0.1
	3120A0	AIR CLEANER-CLEANING INCLUDES: Air cleaner-inspection	0.2
	3130A0	SPARK ARRESTER-CLEANING INCLUDES: Spark arrester-inspection	0.2
	6140A0	SPARK PLUG-ADJUSTMENT/CLEANING INCLUDES: Spark plug check NOTE: For 1 product	0.1

(4) Overhaul

Work condition: The required Measurements, inspections, adjustments, and cleaning/washing of each part are performed, including the main body removal/installation work and the replacement of defective parts.

	LON	DESCRIPTION	FRT
E	3112A0	CARBURETOR-OVERHAUL INCLUDES: All necessary adjustment	0.6

(5) Other work

	LON	DESCRIPTION	FRT
E	1101E1	ENGINE OIL-CHANGE INCLUDES: Engine oil-inspection	0.2

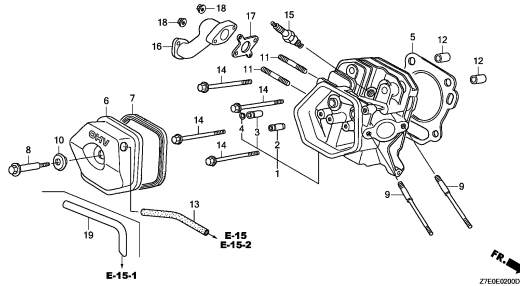
ENGINE GROUP

C 2

E-2

CYLINDER HEAD

D 1

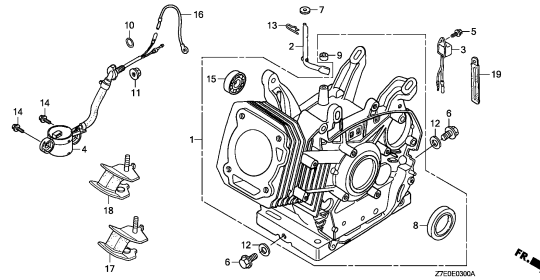


Z710E0000

E-3

CYLINDER BARREL

D 3

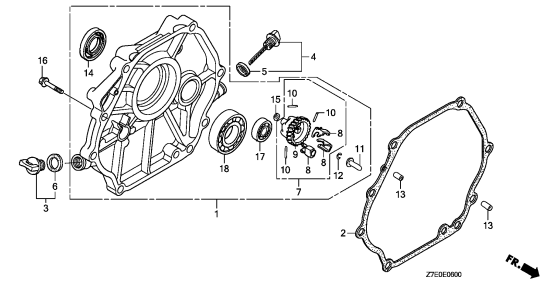


Z710E000A

E-6

CRANKCASE COVER(1)

D 5

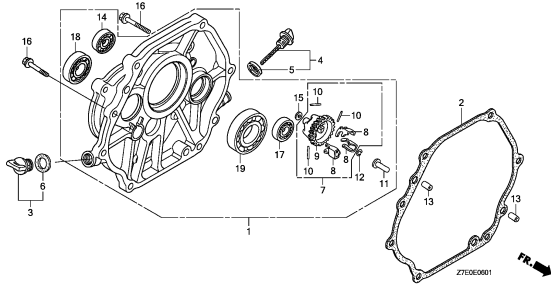


Z710E000

E-6-1

CRANKCASE COVER(2)

D 8

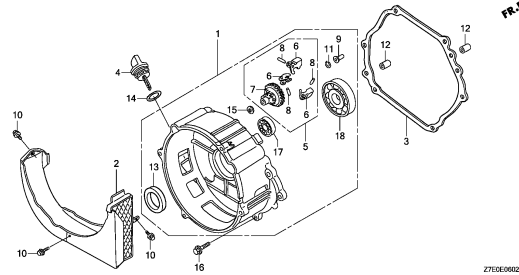


Z710E0001

E-6-2

CRANKCASE COVER(3)

D 9

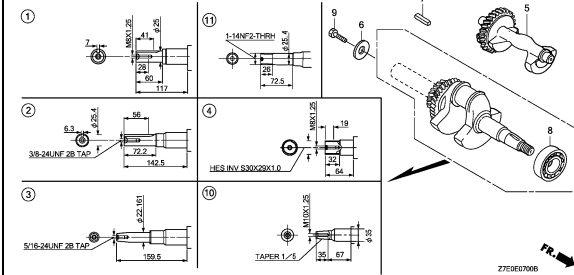


Z710E000A

E-7

CRANKSHAFT

D10

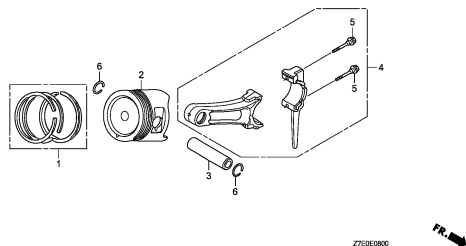


Z710E000B

E-8

PISTON

D11

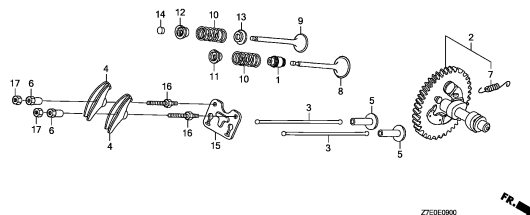


Z710E000

E-9

CAMSHAFT

D15

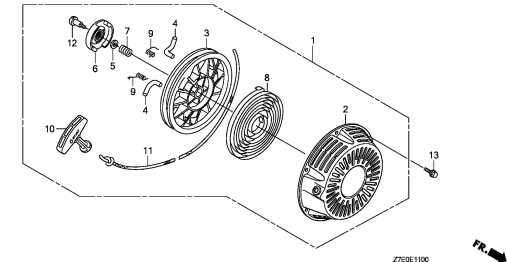


Z710E000

E-11

RECOIL STARTER(1)

E 2



Z710E110

2

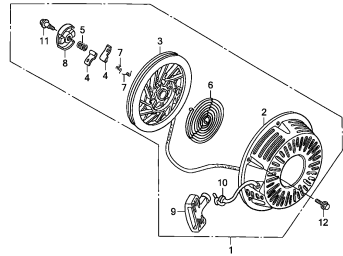
ENGINE GROUP

C 3

E-11-1

RECOIL STARTER(2)

E 4



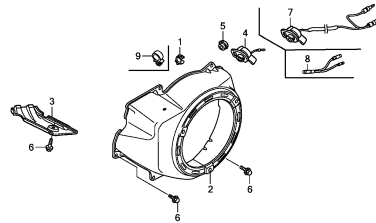
Z7FDE1101



E-12

FAN COVER

E 5



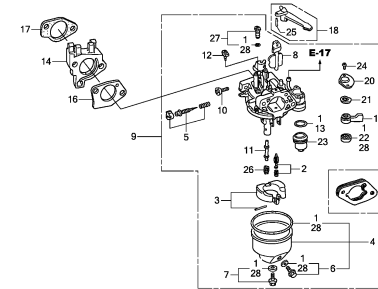
Z7FDE1200B



E-14

CARBURETOR(1)

E 6



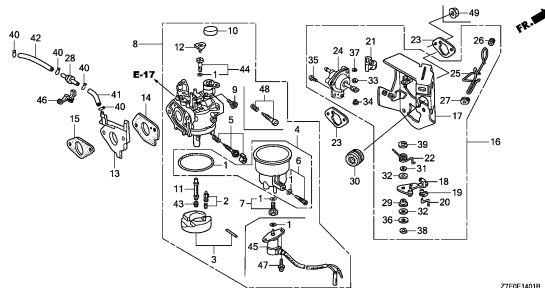
Z7FDE1400A



E-14-1

CARBURETOR(2)

E 9



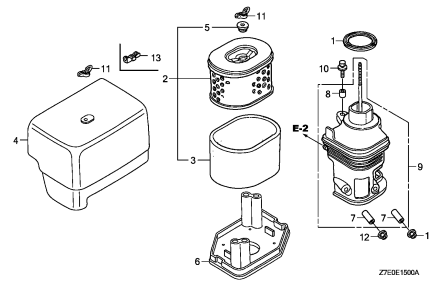
Z7FDE1401B



E-15

AIR CLEANER(1)

E12



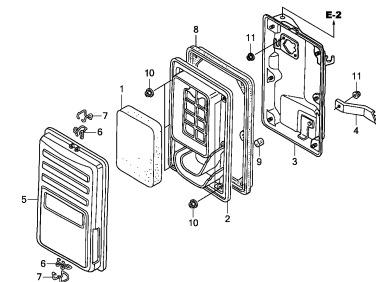
Z7FDE1500A



E-15-1

AIR CLEANER(2)

E14



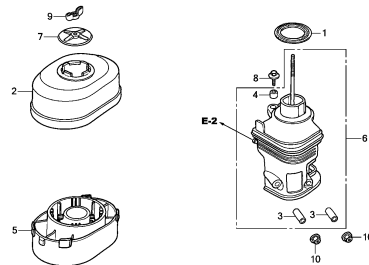
Z7FDE1501A



E-15-2

AIR CLEANER(3)

E15



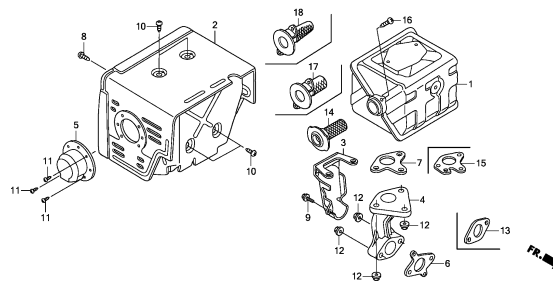
Z7FDE1502



E-16

MUFFLER

E16



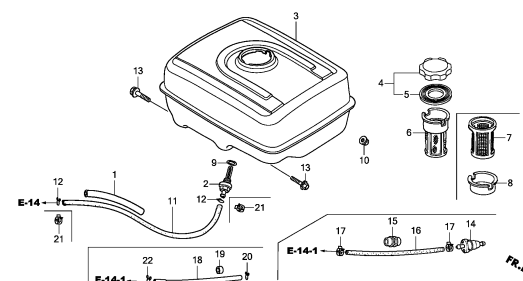
Z7FDE1600B



E-17

FUEL TANK

F 2



Z7FDE1700B



2

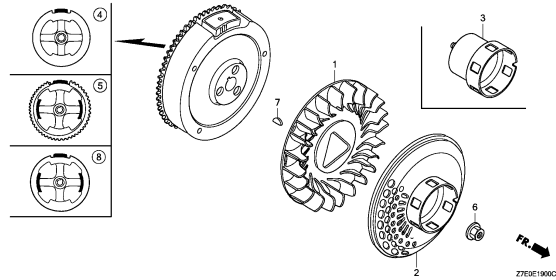
ENGINE GROUP

C 4

E-19

FLYWHEEL

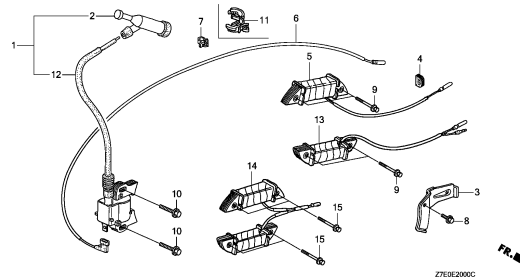
F 5



E-20

IGNITION COIL

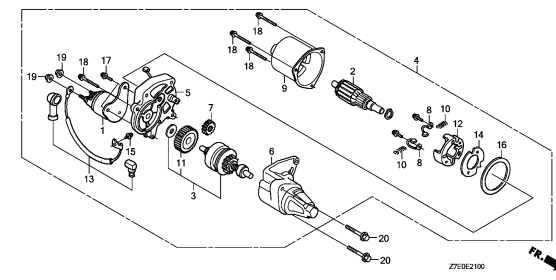
F 7



E-21

STARTER MOTOR

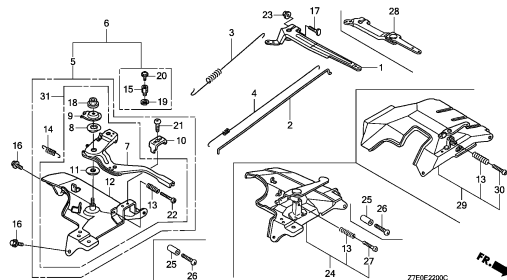
F 9



E-22

CONTROL

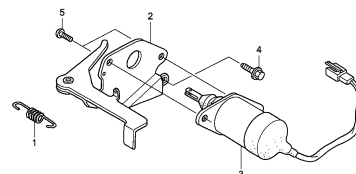
F11



E-22-20

AUTO THROTTLE

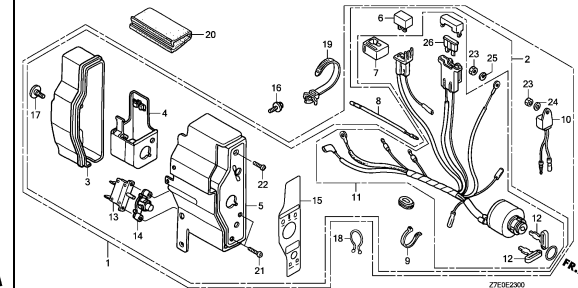
F13



E-23

CONTROL BOX

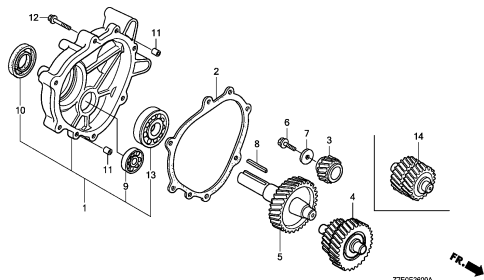
F14



E-26

REDUCTION(1/2)

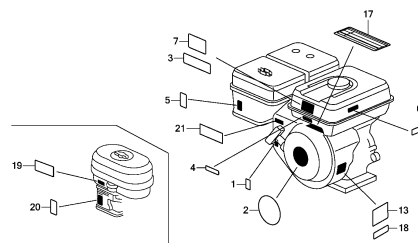
F16



E-28

LABEL

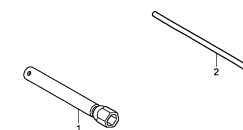
G 1



E-29

TOOL

G 3



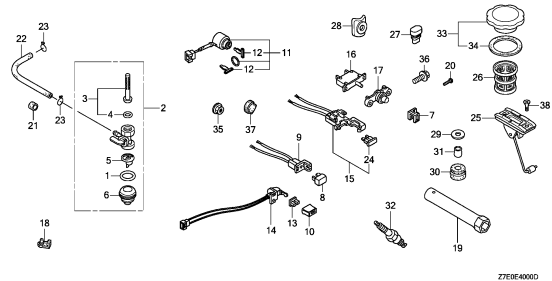
ENGINE GROUP

C 5

E-40

G 4

FUEL COCK/COMBINATION SWITCH

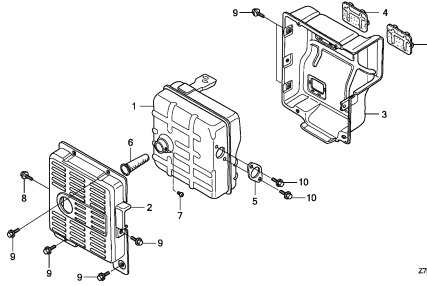


Z7E0E4000

E-40-1

G 6

MUFFLER

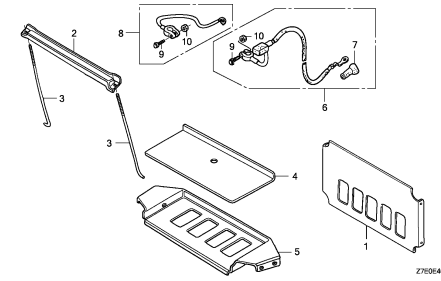


Z7E0E4001

E-40-2

G 7

BATTERY TRAY

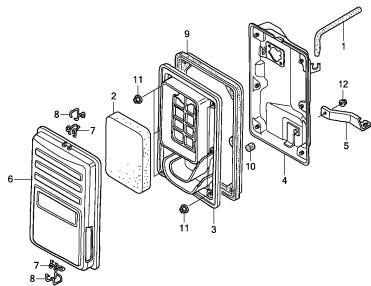


Z7E0E4002

E-40-3

G 8

AIR CLEANER

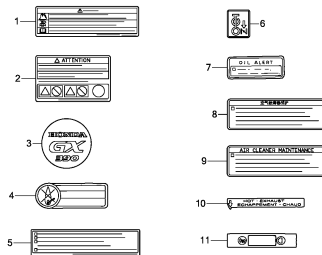


Z7E0E4003

E-40-4

G 9

MARK

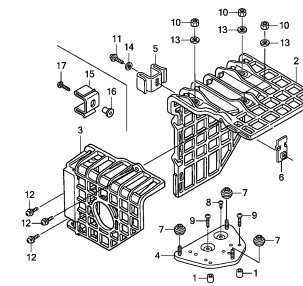


Z7E0E4004

EOP-2

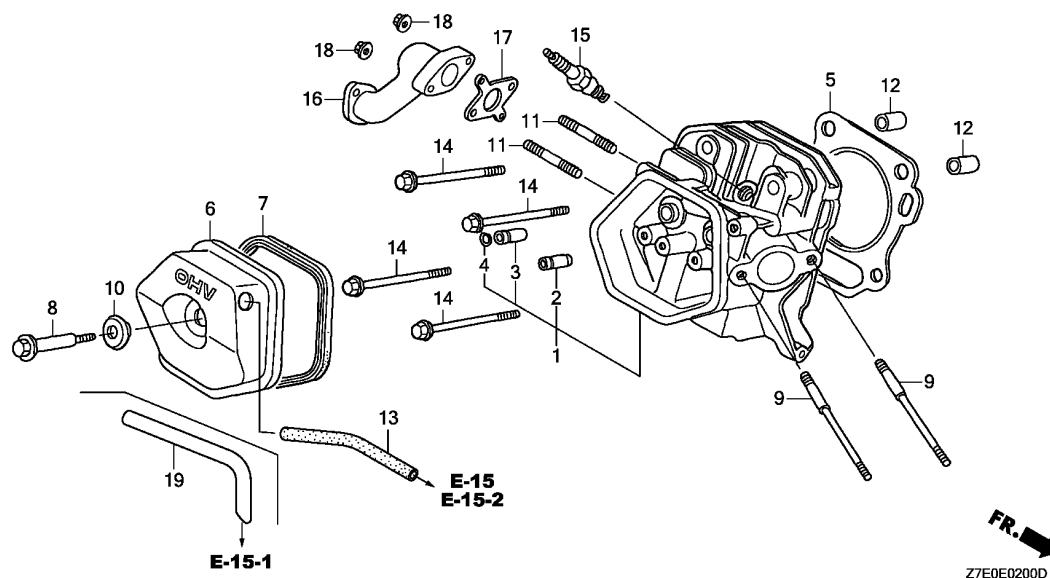
G10

MUFFLER COVER



Z7E0E0200A

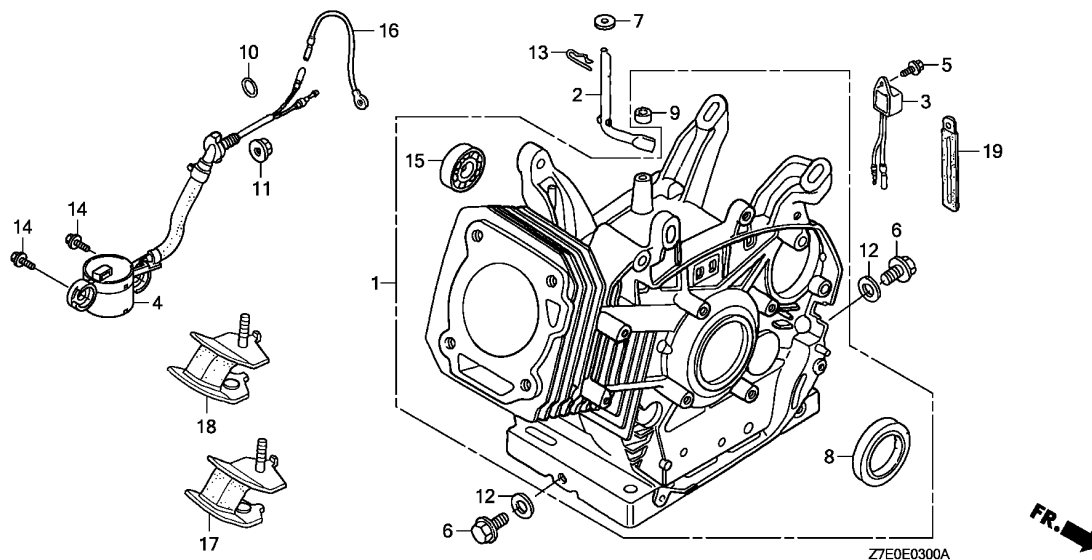
2



Ref. No.	L.O.N.	(Relative ref. Number) Description	F.R.T.
1	1111N3	HEAD, CYLINDERINCLUDES: Valve clearance adjustment and reface	0.9
2	1111E9	GUIDE, INTAKE VALVEINCLUDES: Valve clearance adjustment	0.8
	1111E9E	.Replace intake and exhaust all add	0.2
3	1111E8	GUIDE, EXHAUST VALVEINCLUDES: Valve clearance adjustment	0.8
	1111E8E	.Replace intake and exhaust all add	0.2
5	1111N4	GASKET, CYLINDER HEAD	0.5
6	1111D5	CYLINDER HEAD COVER AND/OR PACKING	0.1
13	1111K5	TUBE, BREATHER	0.1
15	6141C1	PLUG, SPARKINCLUDES: Spark plug check	0.1
16	3131C9	PIPE, EXHAUST	0.2
17	3131B5	GASKET, EXHAUST PIPE	0.2

Ref. No.	Part No.	Description	Reqd. QTY	Serial No.	Parts catalogue code
			GX 390 H1		
1	12200-ZF6-406	HEAD COMP., CYLINDER	1	-----	EDS1,EDT1,VPX4,VPXB
	12200-Z7E-000	1	-----	ES2,ES3S,ES4S,LH,LH1,LH2,LHB5,LHP1,LXE9,PX,QA2,QBE1,QH,QH1,QHB1,QHB3,QHB5,QHP1,QMH,QN,QP,QX,QXE,QXEK,QXHQ,QXK,SH,SH1,SHE,SM11,SWE2,SWX2,SX,SX1,SXC1,SXC1,SXE,SXE1,VMQ3,VMT3,VPXE,VS4,VS6,VS4,VS6,VS4,VS6,VTE5,VX,VX1,VXE,VXK,VXU1
	12200-Z1C-406	1	0001148	VSP
	12200-ZF6-406	1	0001149	VSP
2	12204-ZE2-306	GUIDE, IN. VALVE(O.S.)	1	-----	EDS1,EDT1,ES3S,ES4S,LH,QA2,QH,QXHQ,SH,SHE,SM11,SX,SXC,SXE,VPX4,VPXB,VPXE,VSP,VX
	12204-Z7E-305	1	-----	ES2,LH1,LH2,LHB5,LHP1,LXE9,PX,QBE1,QH1,QHB1,QHB3,QHB5,QHP1,QMH,QN,QP,QX,QXE,QXEK,QXK,SH1,SWE2,SWX2,SX1,SXC1,SXE1,VMQ3,VMT3,VS4,VS6,VS4,VS6,VTE5,VX1,VXE,VXK,VXU1
3	12205-ZE2-305	GUIDE, EX. VALVE(O.S.)	1	-----	EDS1,EDT1,ES3S,ES4S,LH,QA2,QH,QXHQ,SH,SHE,SM11,SX,SXC,SXE,VPX4,VPXB,VPXE,VSP,VX
	12205-Z7E-305	1	-----	ES2,LH1,LH2,LHB5,LHP1,LXE9,PX,QBE1,QH1,QHB1,QHB3,QHB5,QHP1,QMH,QN,QP,QX,QXE,QXEK,QXK,SH1,SWE2,SWX2,SX1,SXC1,SXE1,VMQ3,VMT3,VS4,VS6,VS4,VS6,VTE5,VX1,VXE,VXK,VXU1
4	12216-ZE2-300	CLIP, VALVE GUIDE	1	-----	
5	12251-ZF6-W00	GASKET, CYLINDER HEAD	1	-----	EDS1,EDT1,ES3S,ES4S,LH,QA2,QH,QXHQ,SH,SHE,SM11,SX,SXC,SXE,VPX4,VPXB,VX
	12251-ZF6-W01	1	-----	ES2,LH1,LH2,LHB5,LHP1,LXE9,PX,QBE1,QH1,QHB1,QHB3,QHB5,QHP1,QMH,QN,QP,QX,QXE,QXEK,QXK,SH1,SWE2,SWX2,SX1,SXC1,SXE1,VMQ3,VMT3,VPXE,VS4,VS6,VS4,VS6,VTE5,VX1,VXE,VXK,VXU1
	12251-Z1C-801	GASKET, CYLINDER HEAD (THAI LEAKLESS)	1	0001148	VSP
	12251-ZF6-W00	GASKET, CYLINDER HEAD	1	0001149	VSP
6	12310-ZE2-020	COVER COMP., HEAD	1	-----	
7	12391-ZE2-020	PACKING, HEAD COVER	1	-----	
8	90014-ZE2-000	BOLT, HEAD COVER	1	-----	
9	90042-ZE3-700	BOLT, STUD, 8X106	2	-----	EDS1,EDT1,ES2,ES3S,ES4S,VMQ3,VMT3,VPX4,VPXB,VPXE,VS4,VS6,VS4

Ref. No.	Part No.	Description	Reqd. QTY		Serial No.	Parts catalogue code
			GX 390 H1			
(9)	90042-ZE8-000	BOLT, STUD, 8X131.5	2			LH,LH1,LH2,LHB5,LHP1,LXE9,PX,QA2,QBE1,QH,QH1,QHB1,QHB3,QHB5,QHP1,QMH,QN QP,QX,QXE,QXEK,QXHQ,QXK,SH,SH1,SHE,SM11,SWE2,SWX2,SX,SX1,SXC,SXC1,SXE SXE1,VSP,VTE5,VX,VX1,VXE,VXK,VXU1
10	90441-ZE2-010	WASHER COMP., HEAD COVER	1			
11	92900-08032-0E	BOLT, STUD, 8X32	2			
12	94301-12200	DOWEL PIN, 12X20	2			
13	95005-11105-30	TUBE, 11X105(95005-11001-30M)	1			LH,LH1,LH2,LHB5,LHP1,LXE9,PX,QA2,QBE1,QH,QH1,QHB1,QHB3,QHB5,QHP1,QMH,QN QP,QX,QXE,QXEK,QXHQ,QXK,SH,SH1,SHE,SM11,SWE2,SWX2,SX,SX1,SXC,SXC1,SXE SXE1,VSP,VTE5,VX,VX1,VXE,VXK,VXU1
14	95701-10080-00	BOLT, FLANGE, 10X80	4			EDS1,EDT1,ES2,ES3S,ES4S,LH1,LH2,LHB5,LHP1,LXE9,PX,QA2,QBE1,QH1,QHB1,QHB3 QHB5,QHP1,QMH,QN,QP,QX,QXE,QXEK,QXHQ,QXK,SH1,SWE2,SWX2,SX1,SXC1,SXE1,VMQ3 VMT3,VPX4,VPXB,VPXE,VS4,VS6,VS4,VS6,VS4,VS6,VSP,VTE5,VX1,VXE,VXK,VXU1
	95725-10080-00	4			LH,QH,SH
			4		0000517	SHE,SM11,SX,SXC,SXE,VX
	95701-10080-00	4		0000518	SHE,SM11,SX,SXC,SXE,VX
15	98079-55855	PLUG, SPARK(W16EPR-U) (DENSO)	(1)			EDS1,EDT1,ES2,ES3S,ES4S,LH,QA2,QH,QXHQ,SH,SHE,SM11,SX,SXC,SXE,VMQ3,VMT3 VPX4,VPXB,VPXE,VS4,VS6,VS4,VS6,VX
	98079-55846	PLUG, SPARK(BPR5ES) (NGK)	1			EDS1,EDT1,ES2,ES3S,ES4S,VMQ3,VMT3,VS4,VS6,VS4
			(1)			LH,LH1,LH2,LHB5,LHP1,LXE9,PX,QA2,QBE1,QH,QH1,QHB1,QHB3,QHB5,QHP1,QMH,QN QP,QX,QXE,QXEK,QXHQ,QXK,SH,SH1,SHE,SM11,SWE2,SWX2,SX,SX1,SXC,SXC1,SXE SXE1,VPX4,VPXB,VPXE,VTE5,VX,VX1,VXE,VXK,VXU1
	98079-56846	PLUG, SPARK(BPR6ES) (NGK)	1			LH,LH1,LH2,LHB5,LHP1,LXE9,PX,QA2,QBE1,QH,QH1,QHB1,QHB3,QHB5,QHP1,QMH,QN QP,QX,QXE,QXEK,QXHQ,QXK,SH,SH1,SHE,SM11,SWE2,SWX2,SX,SX1,SXC,SXC1,SXE SXE1,VPX4,VPXB,VPXE,VTE5,VX,VX1,VXE,VXK,VXU1
	98079-56855	PLUG, SPARK(W20EPR-U) (DENSO)	1			QA2,VPX4,VPXB
	98079-55876	PLUG, SPARK(BPR5ES) (NGK)	(1)			VSP
	98079-56876	PLUG, SPARK(BPR6ES) (NGK)	1			VSP
16	18330-ZE3-710	PIPE, EX.	1			EDS1,EDT1,ES2,ES3S,ES4S,VMT3,VS4,VS6,VS4
	18330-ZE3-700	1			VMQ3
17	18333-ZF6-W01	GASKET, EX. PIPE	1			EDS1,EDT1,ES2,ES3S,ES4S,VMQ3,VMT3,VS4,VS6,VS4
18	94050-08000	NUT, FLANGE, 8MM	2			EDS1,EDT1,ES2,ES3S,ES4S,VMQ3,VMT3,VS4,VS6,VS4
19	15721-ZB4-000	TUBE, BREATHER	1			EDS1,EDT1,ES3S,ES4S,VPX4,VPXB,VPXE

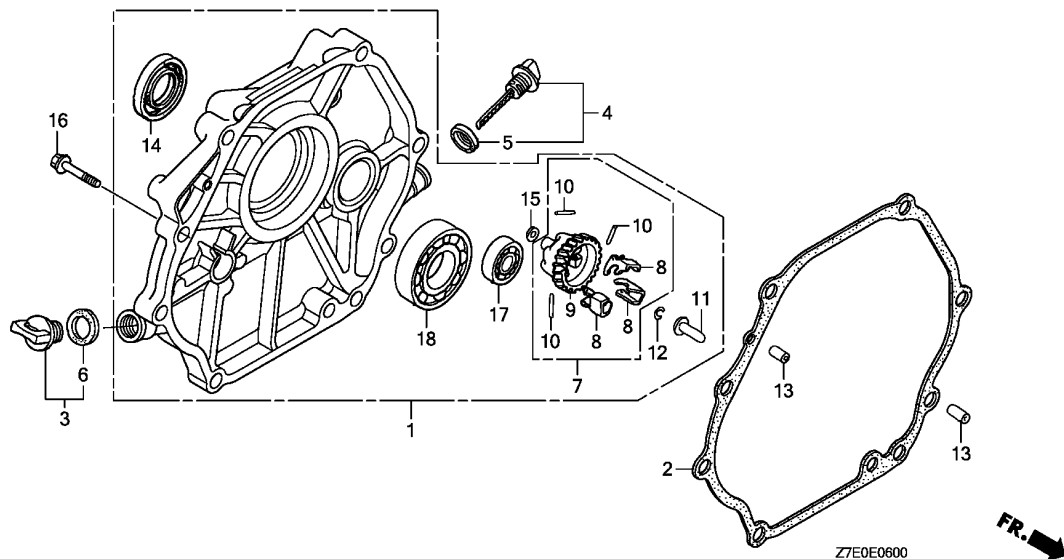


Ref. No.	L.O.N.	(Relative ref. Number) Description	F.R.T.
1	1101A0	BARREL, CYLINDER	1.8
2	1161B4	SHAFT, GOVERNOR ARM	0.9
3	6151A0	ALERT UNIT, ENGINE OIL	0.1
4		(10)	
	6151E8	SWITCH, OIL LEVEL	0.5
8	1101E4	OIL SEAL, CRANKSHAFT :FRONT ..	1.8
9	1101C4	OIL SEAL, GOVERNOR ARM SHAFT ..	0.9
15	1101F4	BEARING, BALANCER WEIGHT :FRONT	1.9

Ref. No.	Part No.	Description	Reqd. QTY	Serial No.	Parts catalogue code
			GX 390 H1		
1	12000-ZF6-435	BARREL ASSY., CYLINDER (SELFSTARTER+ALERT)	1	-----	EDS1
	12000-ZF6-417	BARREL ASSY., CYLINDER (ALERT)	1	-----	EDT1,VPX4
	12000-Z7E-406	1	-----	ES2,ES3S,PX,QA2,QX,QXK,SWX2,SX,SX1,SXC,SXC1,VMQ3,VPXB,VS4,VSB4,VX,VX1
	12000-Z7E-407	BARREL ASSY., CYLINDER (SELFSTARTER+ALERT)	1	-----	ES4S,LXE9,QBE1,QXE,QXEK,SXE,SXE1,VMT3,VPXE,VS6,VTE5,VXE,VXK,VXU1
	12000-Z7E-405	BARREL ASSY., CYLINDER	1	-----	LH,LH1,LH2,LHB5,LHP1,QH,QH1,QHB1,QHB3,QHB5,QHP1,QMH,QN,QP,QXHQ,SH,SH1 SM11
	12000-Z7E-408	BARREL ASSY., CYLINDER (SELFSTARTER+ALERT)	1	-----	SHE,SWE2
	12000-Z1C-407	BARREL ASSY., CYLINDER (ALERT)	1	-----	VSP
2	16541-Z7E-000	SHAFT, GOVERNOR ARM	1	-----	ES2,ES3S,ES4S,LH,LH1,LH2,LHB5,LHP1,LXE9,PX,QA2,QBE1,QH,QH1,QHB1,QHB3,QHB5 QHP1,QMH,QN,QP,QX,QXE,QXEK,QXHQ,QXK,SH,SH1,SHE,SM11,SWE2,SWX2,SX,SX1,SXC,SXC1,SXE,SXE1,VMQ3,VMT3,VPXB,VPXE,VS4,VS6,VSB4,VTE5,VX,VX1,VXE,VXK,VXU1
	16541-ZE3-010	1	-----	0001591 EDS1,EDT1
			1	-----	0001966 VPX4,VSP
	16541-Z7E-000	1	0001592	EDS1,EDT1
			1	0001967	VPX4,VSP
3	34150-ZH7-013	ALERT UNIT, OIL	1	-----	EDS1,EDT1,ES2,ES3S,ES4S,PX,QA2,QX,QXHQ,QXK,SWX2,SX,SX1,SXC,SXC1,VMQ3,VPX4 VPXB,VPXE,VS4,VS6,VSB4,VSP,VX,VX1
4	15510-ZE2-053	SWITCH ASSY., OIL LEVEL	1	-----	EDS1,EDT1,VPX4
	35480-Z7E-003	1	-----	ES2,ES3S,ES4S,LXE9,PX,QA2,QX,QXE,QXEK,QXHQ,QXK,SWX2,SX,SX1,SXC,SXC1,SXE SXE1,VMQ3,VMT3,VPXB,VPXE,VS4,VS6,VSB4,VTE5,VX,VX1,VXE,VXK,VXU1
	35480-ZF6-003	1	0013634	VSP
	35480-Z7E-003	1	0013635	VSP
5	90013-883-000	BOLT, FLANGE, 6X12(CT200)	1	-----	EDS1,EDT1,ES2,ES3S,ES4S,PX,QA2,QX,QXHQ,QXK,SWX2,SX,SX1,SXC,SXC1,VMQ3,VPX4 VPXB,VPXE,VS4,VS6,VSB4,VSP,VX,VX1
6	90131-883-000	BOLT, DRAIN PLUG, 12X15	2		

Ref. No.	Part No.	Description	Reqd. QTY		Serial No.	Parts catalogue code
			GX 390 H1			
7	90446-Z7E-000	WASHER, 8.2X17X0.8	1	-----	-----	ES2,ES3S,ES4S,LH,LH1,LH2,LHB5,LHP1,LXE9,PX,QA2,QBE1,QH,QH1,QHB1,QHB3,QHB5 QHP1,QMH,QN,QP,QX,QXE,QXEK,QXHQ,QXK,SH,SH1,SHE,SM11,SWE2,SWX2,SX,SX1,SXC SXC1,SXE,SXE1,VMQ3,VMT3,VPXB,VPXE,VS4,VS6,VSB4,VTE5,VX,VX1,VXE,VXK,VXU1
	90446-KE1-000	1	-----	0001591	EDS1,EDT1,VPX4,VSP
	90446-Z7E-000	1	-----	0001592	EDS1,EDT1,VPX4,VSP
8	91201-ZE3-004	OIL SEAL, 35X52X8	1	-----	-----	EDS1,EDT1
	91201-Z7E-003	1	-----	-----	ES2,ES3S,ES4S,LH,LH1,LH2,LHB5,LHP1,LXE9,PX,QA2,QBE1,QH,QH1,QHB1,QHB3,QHB5 QHP1,QMH,QN,QP,QX,QXE,QXEK,QXHQ,QXK,SH,SH1,SHE,SM11,SWE2,SWX2,SX,SX1,SXC SXC1,SXE,SXE1,VMQ3,VMT3,VPXB,VPXE,VS4,VS6,VSB4,VTE5,VX,VX1,VXE,VXK,VXU1
	91201-Z1C-003	1	-----	-----	VSP
	91201-ZE3-004	1	-----	0001591	VPX4
	91201-Z7E-003	1	-----	0001592	VPX4
9	91203-Z7E-003	OIL SEAL, 8X14X5	1	-----	-----	ES2,ES3S,ES4S,LH,LH1,LH2,LHB5,LHP1,LXE9,PX,QA2,QBE1,QH,QH1,QHB1,QHB3,QHB5 QHP1,QMH,QN,QP,QX,QXE,QXEK,QXHQ,QXK,SH,SH1,SHE,SM11,SWE2,SWX2,SX,SX1,SXC SXC1,SXE,SXE1,VMQ3,VMT3,VPXB,VPXE,VS4,VS6,VSB4,VTE5,VX,VX1,VXE,VXK,VXU1
	91203-952-771	1	-----	0001591	EDS1,EDT1,VPX4,VSP
	91203-Z7E-003	1	-----	0001592	EDS1,EDT1,VPX4,VSP
10	91353-671-004	O-RING, 14MM(NOK)	1	-----	-----	EDS1,EDT1,VPX4
	91353-Z7E-003	O-RING, 14MM	1	-----	-----	ES2,ES3S,ES4S,LXE9,PX,QA2,QX,QXE,QXEK,QXHQ,QXK,SWX2,SX,SX1,SXC,SXC1,SXE SXE1,VMQ3,VMT3,VPXB,VPXE,VS4,VS6,VSB4,VTE5,VX,VX1,VXE,VXK,VXU1
	91353-671-004	O-RING, 14MM(NOK)	1	-----	0001591	VSP
	91353-Z7E-003	O-RING, 14MM	1	-----	0001592	VSP
11	94050-10000	NUT, FLANGE, 10MM	1	-----	-----	EDS1,EDT1,ES2,ES3S,ES4S,LXE9,PX,QA2,QX,QXE,QXEK,QXHQ,QXK,SWX2,SX,SX1,SXC SXC1,SXE,SXE1,VMQ3,VMT3,VPXB,VPXE,VS4,VS6,VSB4,VSP,VTE5,VX,VX1,VXE VXK,VXU1
12	94109-12000	WASHER, DRAIN PLUG, 12MM	2	-----	-----	
13	94251-10000	PIN, LOCK, 10MM	1	-----	-----	
14	95701-06012-00	BOLT, FLANGE, 6X12	2	-----	-----	EDS1,EDT1,ES2,ES3S,ES4S,LXE9,PX,QA2,QX,QXE,QXEK,QXHQ,QXK,SWX2,SX,SX1,SXC SXC1,SXE,SXE1,VMQ3,VMT3,VPX4,VPXB,VPXE,VS4,VS6,VSB4,VSP,VTE5,VX,VX1,VXE VXK,VXU1
15	96100-62020-00	BEARING, RADIAL BALL, 6202 ..	1	-----	-----	
16	31161-ZE2-000	CORD, EARTH	1	-----	-----	ES2,ES3S,ES4S,VS4,VS6,VSB4
17	68325-ZC2-000	RUBBER, BOTTOM	2	-----	-----	ES2,ES3S,ES4S,VS4,VS6,VSB4
18	68325-899-000	RUBBER, BOTTOM	2	-----	-----	ES2,ES3S,ES4S,VS4,VS6,VSB4
19	91406-166-000	CLIP, WIRE	1	-----	-----	ES4S,VMT3,VS6



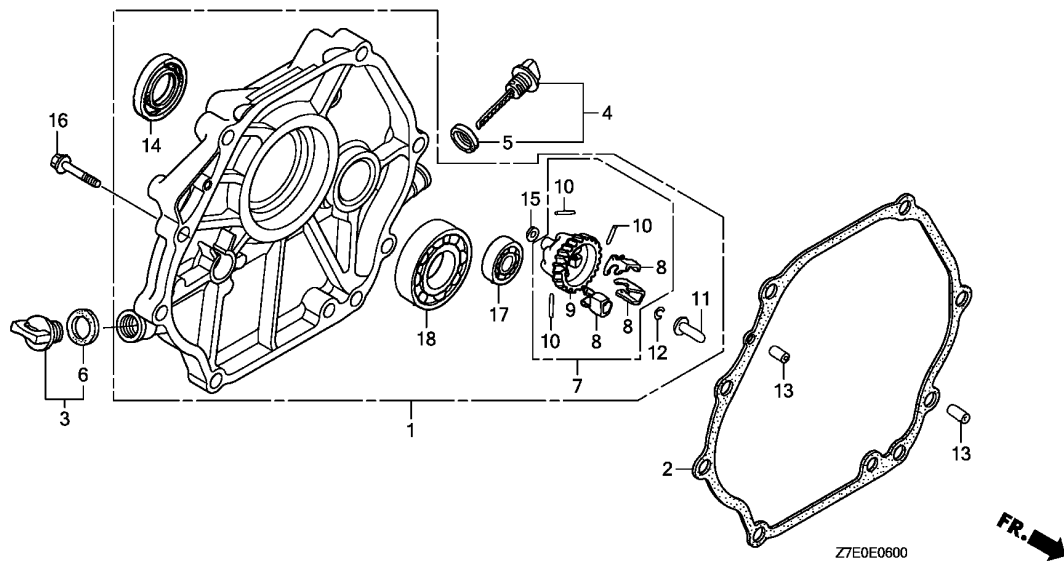


Ref. No.	L.O.N.	(Relative ref. Number) Description	F.R.T.
1	1101F1	COVER, CRANKCASE	0.2
2	1101E9	PACKING, CRANKCASE COVER	0.2
7	1161C4	GOVERNOR ASSEMBLY	0.3
9		(8,10)	
	1161A7	HOLDER, GOVERNOR WEIGHT	0.4
11	1161B6	SLIDER, GOVERNOR	0.3
14	1101E5	OIL SEAL, CRANKSHAFT :REAR	0.3
17	1101F5	BEARING, BALANCER WEIGHT :REAR	0.4
18	1101A6	BEARING, CRANKSHAFT :REAR	0.4

Ref. No.	Part No.	Description	Reqd. QTY		Serial No.	Parts catalogue code
			GX 390 H1			
1	11300-ZE3-P70	COVER ASSY., CRANKCASE	1	-----	-----	ES3S,ES4S
	11300-Z7E-800	1	-----	-----	PX,QA2,QBE1,QH,QH1,QHB1,QHB3,QHB5,QHP1,QMH,QN,QP,QX,QXE,QXEK,QXHQ,QXK VMQ3,VPXB,VPXE,VS4,VS6,VS4,VS6,VTE5,VX,VX1,VXE,VXK,VXU1
	11300-Z7E-000	1	-----	-----	SH,SH1,SHE,SM11,SWE2,SWX2,SX,SX1,SXC,SXC1,SXE,SXE1
	11300-ZE3-604	1	-----	-----	VPX4
	11300-Z7E-P70	1	-----	-----	VS4,VS6
	11300-ZE3-040	1	-----	0000026	EDS1,EDT1
	11300-Z1C-600	1	-----	0001148	VSP
	11300-Z7E-000	1	0000027	-----	EDS1,EDT1
	11300-ZE3-604	1	0001149	-----	VSP
2	11381-ZE3-801	PACKING, CASE COVER	1	-----	-----	EDS1,EDT1,ES3S,ES4S,PX,QA2,QBE1,QH,QH1,QHB1,QHB3,QHB5,QHP1,QMH,QN,QP,QX QXE,QXEK,QXHQ,QXK,SH,SH1,SHE,SM11,SWE2,SWX2,SX,SX1,SXC,SXC1,SXE,SXE1,VMQ3 VPX4,VPXB,VPXE,VS4,VS6,VS4,VS6,VTE5,VX,VX1,VXE,VXK,VXU1
3	15600-Z1T-600	CAP ASSY., OIL FILLER	1	-----	-----	ES3S,ES4S,PX,QA2,QBE1,QH,QH1,QHB1,QHB3,QHB5,QHP1,QMH,QN,QP,QX,QXE,QXEK QXHQ,QXK,SH,SH1,SHE,SM11,SWE2,SWX2,SX,SX1,SXC,SXC1,SXE,SXE1,VMQ3,VPXB VPXE,VS4,VS6,VS4,VS6,VTE5,VX,VX1,VXE,VXK,VXU1
	15600-ZG4-003	1	-----	0001148	EDS1,EDT1
	15600-Z0T-820	1	-----	0002100	VPX4
	15600-Z1T-600	1	-----	0002100	VSP
	15600-Z1T-600	1	0001149	-----	EDS1,EDT1
	15600-Z1T-600	1	0002101	-----	VPX4,VSP
4	15600-Z7E-000	CAP ASSY., OIL FILLER	1	-----	-----	ES3S,ES4S,PX,QA2,QBE1,QH,QH1,QHB1,QHB3,QHB5,QHP1,QMH,QN,QP,QX,QXE,QXEK QXHQ,QXK,SH,SH1,SHE,SM11,SWE2,SWX2,SX,SX1,SXC,SXC1,SXE,SXE1,VMQ3,VPXB VPXE,VS4,VS6,VS4,VS6,VTE5,VX,VX1,VXE,VXK,VXU1
	15600-735-003	1	-----	0002100	EDS1,EDT1,VPX4
	15600-Z1C-000	1	-----	0002100	VSP
	15600-Z7E-000	1	0002101	-----	EDS1,EDT1,VPX4,VSP

Ref. No.	Part No.	Description	Reqd. QTY		Serial No.	Parts catalogue code
			GX 390 H1			
5	15625-Z0T-800	PACKING, OIL FILLER CAP	1			ES3S,ES4S,PX,QA2,QBE1,QH,QH1,QHB1,QHB3,QHB5,QHP1,QMH,QN,QP,QX,QXE,QXEK,QXHQ,QXK,SH,SH1,SHE,SM11,SWE2,SWX2,SX,SX1,SXC,SXC1,SXE,SXE1,VMQ3,VPXB,VPXE,VS4,VS6,VS4,VS6,VS4,VSP,VTE5,VX,VX1,VXE,VXK,VXU1
	15625-ZE1-003		1		0002100	EDS1,EDT1,VPX4
	15625-Z0T-800		1	0002101		EDS1,EDT1,VPX4
6	15625-Z1T-000	PACKING, OIL FILLER CAP	1			ES3S,ES4S,PX,QA2,QBE1,QH,QH1,QHB1,QHB3,QHB5,QHP1,QMH,QN,QP,QX,QXE,QXEK,QXHQ,QXK,SH,SH1,SHE,SM11,SWE2,SWX2,SX,SX1,SXC,SXC1,SXE,SXE1,VMQ3,VPXB,VPXE,VS4,VS6,VS4,VSP,VTE5,VX,VX1,VXE,VXK,VXU1
	15625-ZE1-003		1		0001148	EDS1,EDT1
			1		0002100	VPX4
	15625-Z0T-800		1		0002100	VSP
	15625-Z1T-000		1	0001149		EDS1,EDT1
			1	0002101		VPX4,VSP
7	16510-ZE3-000	GOVERNOR ASSY.	1			ES3S,ES4S,VPX4,VSP
	16510-Z7E-000		1			PX,QA2,QBE1,QH,QH1,QHB1,QHB3,QHB5,QHP1,QMH,QN,QP,QX,QXE,QXEK,QXHQ,QXK,SH,SH1,SHE,SM11,SWE2,SWX2,SX,SX1,SXC,SXC1,SXE,SXE1,VMQ3,VPXB,VPXE,VS4,VS6,VS4,VTE5,VX,VX1,VXE,VXK,VXU1
	16510-ZE3-000		1		0001591	EDS1,EDT1
	16510-Z7E-000		1	0001592		EDS1,EDT1
8	16511-ZE8-000	WEIGHT, GOVERNOR	3			EDS1,EDT1,ES3S,ES4S,PX,QA2,QBE1,QH,QH1,QHB1,QHB3,QHB5,QHP1,QMH,QN,QP,QX,QXE,QXEK,QXHQ,QXK,SH,SH1,SHE,SM11,SWE2,SWX2,SX,SX1,SXC,SXC1,SXE,SXE1,VMQ3,VPX4,VPXB,VPXE,VS4,VS6,VS4,VSP,VTE5,VX,VX1,VXE,VXK,VXU1
9	16512-ZE3-000	HOLDER, GOVERNOR WEIGHT	1			ES3S,ES4S,VPX4,VSP
	16512-Z7E-000		1			PX,QA2,QBE1,QH,QH1,QHB1,QHB3,QHB5,QHP1,QMH,QN,QP,QX,QXE,QXEK,QXHQ,QXK,SH,SH1,SHE,SM11,SWE2,SWX2,SX,SX1,SXC,SXC1,SXE,SXE1,VMQ3,VPXB,VPXE,VS4,VS6,VS4,VTE5,VX,VX1,VXE,VXK,VXU1
	16512-ZE3-000		1		0001591	EDS1,EDT1
	16512-Z7E-000		1	0001592		EDS1,EDT1
10	16513-ZE2-000	PIN, GOVERNOR WEIGHT	3			EDS1,EDT1,ES3S,ES4S,PX,QA2,QBE1,QH,QH1,QHB1,QHB3,QHB5,QHP1,QMH,QN,QP,QX,QXE,QXEK,QXHQ,QXK,SH,SH1,SHE,SM11,SWE2,SWX2,SX,SX1,SXC,SXC1,SXE,SXE1,VMQ3,VPX4,VPXB,VPXE,VS4,VS6,VS4,VSP,VTE5,VX,VX1,VXE,VXK,VXU1
11	16531-Z0A-000	SLIDER, GOVERNOR	1			EDS1,EDT1,ES3S,ES4S,PX,QA2,QBE1,QH,QH1,QHB1,QHB3,QHB5,QHP1,QMH,QN,QP,QX,QXE,QXEK,QXHQ,QXK,SH,SH1,SHE,SM11,SWE2,SWX2,SX,SX1,SXC,SXC1,SXE,SXE1,VMQ3,VPX4,VPXB,VPXE,VS4,VS6,VS4,VSP,VTE5,VX,VX1,VXE,VXK,VXU1
12	90602-ZE1-000	CLIP, GOVERNOR HOLDER	1			EDS1,EDT1,ES3S,ES4S,PX,QA2,QBE1,QH,QH1,QHB1,QHB3,QHB5,QHP1,QMH,QN,QP,QX,QXE,QXEK,QXHQ,QXK,SH,SH1,SHE,SM11,SWE2,SWX2,SX,SX1,SXC,SXC1,SXE,SXE1,VMQ3,VPX4,VPXB,VPXE,VS4,VS6,VS4,VSP,VTE5,VX,VX1,VXE,VXK,VXU1
13	90701-Z7E-000	DOWEL PIN, 8X12	2			ES3S,ES4S,PX,QA2,QBE1,QH,QH1,QHB1,QHB3,QHB5,QHP1,QMH,QN,QP,QX,QXE,QXEK,QXHQ,QXK,SH,SH1,SHE,SM11,SWE2,SWX2,SX,SX1,SXC,SXC1,SXE,SXE1,VMQ3,VPXB,VPXE,VS4,VS6,VS4,VTE5,VX,VX1,VXE,VXK,VXU1
	90701-HC4-000		2		0001591	EDS1,EDT1,VPX4,VSP
	90701-Z7E-000		2	0001592		EDS1,EDT1,VPX4,VSP
14	91201-ZE3-004	OIL SEAL, 35X52X8	1			ES3S,ES4S,VPX4
	91201-Z7E-003		1			PX,QA2,QBE1,QH,QH1,QHB1,QHB3,QHB5,QHP1,QMH,QN,QP,QX,QXE,QXEK,QXHQ,QXK,SH,SH1,SHE,SM11,SWE2,SWX2,SX,SX1,SXC,SXC1,SXE,SXE1,VMQ3,VPXB,VPXE,VS4,VS6,VS4,VTE5,VX,VX1,VXE,VXK,VXU1
	91201-Z1C-003		1		0001148	VSP
	91201-ZE3-004		1		0001591	EDS1,EDT1
			1	0001149		VSP
	91201-Z7E-003		1	0001592		EDS1,EDT1
15	94101-06800	WASHER, PLAIN, 6MM	1			EDS1,EDT1,ES3S,ES4S,PX,QA2,QBE1,QH,QH1,QHB1,QHB3,QHB5,QHP1,QMH,QN,QP,QX,QXE,QXEK,QXHQ,QXK,SH,SH1,SHE,SM11,SWE2,SWX2,SX,SX1,SXC,SXC1,SXE,SXE1,VMQ3,VPX4,VPXB,VPXE,VS4,VS6,VS4,VSP,VTE5,VX,VX1,VXE,VXK,VXU1



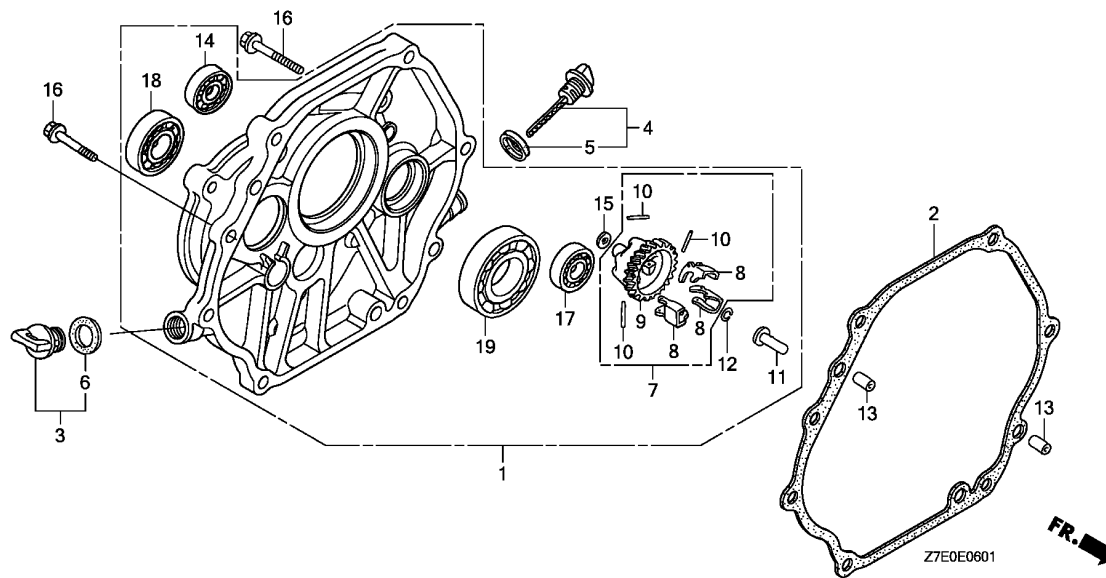


Ref. No.	Part No.	Description	Reqd. QTY		Serial No.	Parts catalogue code
			GX	H1		
16	95701-08040-00	BOLT, FLANGE, 8X40	7	-----	-----	EDS1,EDT1,ES3S,ES4S,PX,QA2,QBE1,QH,QH1,QHB1,QHB3,QHB5,QHP1,QMH,QN,QP,QX,QXE,QXEK,QXHQ,QXK,SH,SH1,SHE,SM11,SWE2,SWX2,SX,SX1,SXC,SXC1,SXE,SXE1,VMQ3,VPX4,VPXB,VPXE,VS4,VS6,VSB4,VSP,VTE5,VX,VX1,VXE,VXK,VXU1
17	96100-62020-00	BEARING, RADIAL BALL, 6202 ..	1	-----	-----	EDS1,EDT1,ES3S,ES4S,PX,QA2,QBE1,QH,QH1,QHB1,QHB3,QHB5,QHP1,QMH,QN,QP,QX,QXE,QXEK,QXHQ,QXK,SH,SH1,SHE,SM11,SWE2,SWX2,SX,SX1,SXC,SXC1,SXE,SXE1,VMQ3,VPX4,VPXB,VPXE,VS4,VS6,VSB4,VSP,VTE5,VX,VX1,VXE,VXK,VXU1
18	96100-62070-00	BEARING, RADIAL BALL, 6207 ..	1	-----	-----	EDS1,EDT1,ES3S,ES4S,PX,QA2,QBE1,QH,QH1,QHB1,QHB3,QHB5,QHP1,QMH,QN,QP,QX,QXE,QXEK,QXHQ,QXK,SH,SH1,SHE,SM11,SWE2,SWX2,SX,SX1,SXC,SXC1,SXE,SXE1,VMQ3,VPX4,VPXB,VPXE,VS4,VS6,VSB4,VSP,VTE5,VX,VX1,VXE,VXK,VXU1

E-6-1

CRANKCASE COVER(2)

D 8



Ref. No.	L.O.N.	(Relative ref. Number) Description	F.R.T.
1	1101G0	COVER, CRANKCASE(A)	0.3
2	1101F9	PACKING, CRANKCASE COVER(A) ..	0.3
7	1161C4	GOVERNOR ASSEMBLY	0.3
9		(8,10)	
	1161C6	HOLDER, GOVERNOR WEIGHT(A) ...	0.4
11	1161C7	SLIDER, GOVERNOR(A)	0.3
14	2101U3	BEARING, COUNTERSHAFT :FRONT	0.4
17	1101G5	BEARING, BALANCER WEIGHT(A) :REAR	0.4
18	2141A7	BEARING, POWER TAKE OFF SHAFT :FRONT	0.4
19	1101G4	BEARING, CRANKSHAFT(A) :REAR	0.4

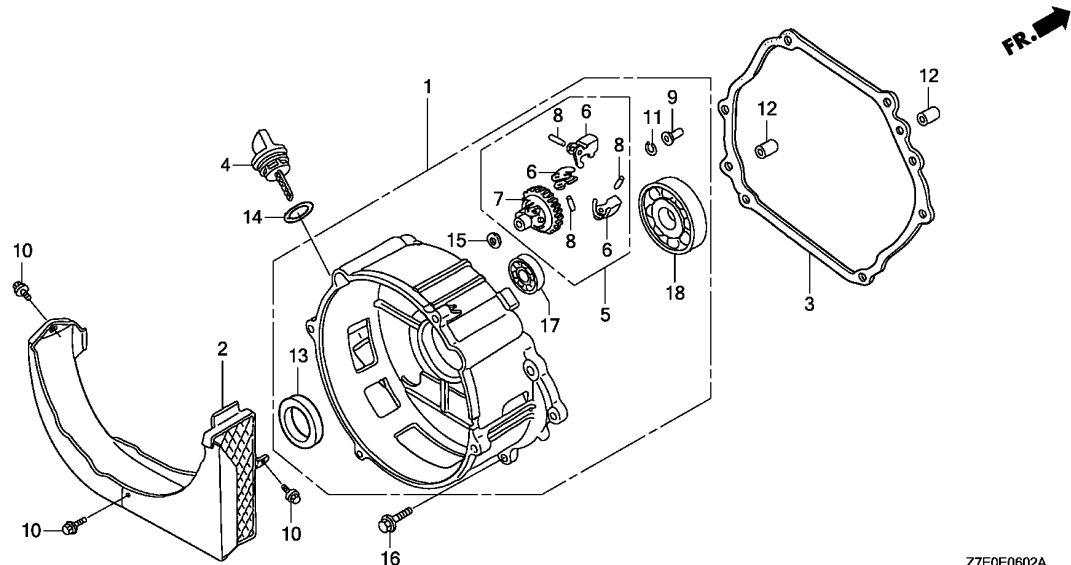
Ref. No.	Part No.	Description	Reqd. QTY	Serial No.	Parts catalogue code
			GX 390 H1		
1	11300-Z7E-810	COVER ASSY., CRANKCASE	1	-----	LH,LH1,LH2,LHB5,LHP1,LXE9
2	11381-ZE3-801	PACKING, CASE COVER	1	-----	LH,LH1,LH2,LHB5,LHP1,LXE9
3	15600-Z1T-600	CAP ASSY., OIL FILLER	1	-----	LH,LH1,LH2,LHB5,LHP1,LXE9
4	15600-Z7E-000	CAP ASSY., OIL FILLER	1	-----	LH,LH1,LH2,LHB5,LHP1,LXE9
5	15625-Z0T-800	PACKING, OIL FILLER CAP	1	-----	LH,LH1,LH2,LHB5,LHP1,LXE9
6	15625-Z1T-000	PACKING, OIL FILLER CAP	1	-----	LH,LH1,LH2,LHB5,LHP1,LXE9
7	16510-Z7E-000	GOVERNOR ASSY.	1	-----	LH,LH1,LH2,LHB5,LHP1,LXE9
8	16511-ZE8-000	WEIGHT, GOVERNOR	3	-----	LH,LH1,LH2,LHB5,LHP1,LXE9
9	16512-Z7E-000	HOLDER, GOVERNOR WEIGHT	1	-----	LH,LH1,LH2,LHB5,LHP1,LXE9
10	16513-ZE2-000	PIN, GOVERNOR WEIGHT	3	-----	LH,LH1,LH2,LHB5,LHP1,LXE9
11	16531-Z0A-000	SLIDER, GOVERNOR	1	-----	LH,LH1,LH2,LHB5,LHP1,LXE9
12	90602-ZE1-000	CLIP, GOVERNOR HOLDER	1	-----	LH,LH1,LH2,LHB5,LHP1,LXE9
13	90701-Z7E-000	DOWEL PIN, 8X12	2	-----	LH,LH1,LH2,LHB5,LHP1,LXE9
14	91009-KJ1-003	BEARING, RADIAL BALL, 6202			
		(NTN)	1	-----	LH,LH1,LH2,LHB5,LHP1,LXE9
15	94101-06800	WASHER, PLAIN, 6MM	1	-----	LH,LH1,LH2,LHB5,LHP1,LXE9
16	95701-08040-00	BOLT, FLANGE, 8X40	7	-----	LH,LH1,LH2,LHB5,LHP1,LXE9
17	96100-62020-00	BEARING, RADIAL BALL, 6202 ..	1	-----	LH,LH1,LH2,LHB5,LHP1,LXE9
18	96100-62040-00	BEARING, RADIAL BALL, 6204 ..	1	-----	LH,LH1,LH2,LHB5,LHP1,LXE9
19	96100-62070-00	BEARING, RADIAL BALL, 6207 ..	1	-----	LH,LH1,LH2,LHB5,LHP1,LXE9

2

E-6-2

CRANKCASE COVER(3)

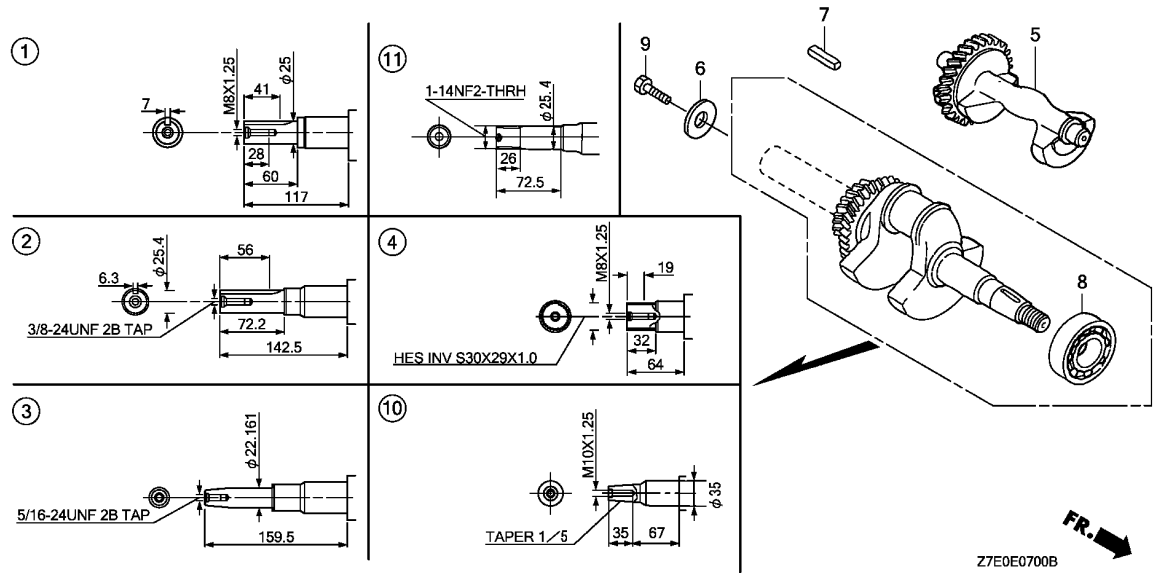
D 9



Z7E0E0602A

Ref. No.	L.O.N.	(Relative ref. Number) Description	F.R.T.
1	1101G0	COVER, CRANKCASE(A)	0.3
2	4141J5	COVER, DUCT	0.1
3	1101F9	PACKING, CRANKCASE COVER(A) ..	0.3
5	1161C4	GOVERNOR ASSEMBLY	0.3
7		(6,8)	
	1161A7	HOLDER, GOVERNOR WEIGHT	0.4
9	1161B6	SLIDER, GOVERNOR	0.3
13	1101E5	OIL SEAL, CRANKSHAFT :REAR ...	0.3
17	1101F5	BEARING, BALANCER WEIGHT :REAR	0.4
18	1101A6	BEARING, CRANKSHAFT :REAR	0.4

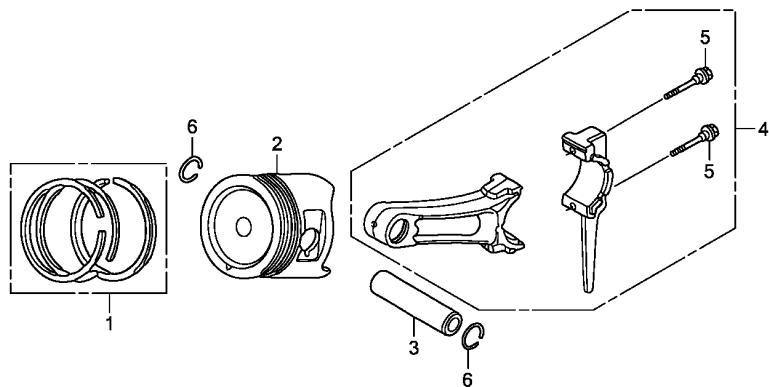
Ref. No.	Part No.	Description	Reqd. QTY	Serial No.	Parts catalogue code
			GX 390 H1		
1	11300-Z7E-700	COVER ASSY., CRANKCASE(E-TYPE)	1	-----	ES2,VMT3
2	11315-ZE3-700	COVER, DUCT	1	-----	VMT3
3	11381-ZE3-801	PACKING, CASE COVER	1	-----	ES2,VMT3
4	15620-Z7E-800	CAP, OIL FILLER	1	-----	ES2,VMT3
5	16510-Z7E-000	GOVERNOR ASSY.	1	-----	ES2,VMT3
6	16511-ZE8-000	WEIGHT, GOVERNOR	3	-----	ES2,VMT3
7	16512-Z7E-000	HOLDER, GOVERNOR WEIGHT	1	-----	ES2,VMT3
8	16513-ZE2-000	PIN, GOVERNOR WEIGHT	3	-----	ES2,VMT3
9	16531-Z0A-000	SLIDER, GOVERNOR	1	-----	ES2,VMT3
10	90019-883-000	BOLT, FLANGE, 5X10	3	-----	VMT3
11	90602-ZE1-000	CLIP, GOVERNOR HOLDER	1	-----	ES2,VMT3
12	90701-Z7E-000	DOWEL PIN, 8X12	2	-----	ES2,VMT3
13	91201-Z7E-003	OIL SEAL, 35X52X8	1	-----	ES2,VMT3
14	91301-805-000	O-RING, 26X2.7	1	-----	ES2,VMT3
15	94101-06800	WASHER, PLAIN, 6MM	1	-----	ES2,VMT3
16	95701-08040-00	BOLT, FLANGE, 8X40	7	-----	ES2,VMT3
17	96100-62020-00	BEARING, RADIAL BALL, 6202 ..	1	-----	ES2,VMT3
18	96100-62070-00	BEARING, RADIAL BALL, 6207 ..	1	-----	ES2,VMT3



Ref. No.	L.O.N.	(Relative ref. Number) Description	F.R.T.
1		(2,3,4,10,11)	
1101F0		CRANKSHAFT	1.1
5	1101D8	WEIGHT, BALANCER	0.4
8	1101A4	BEARING, CRANKSHAFT :FRONT ...	1.3

Ref. No.	Part No.	Description	Reqd. QTY	Serial No.	Parts catalogue code
			GX 390 H1		
1	13310-Z7E-000	CRANKSHAFT COMP.	1	-----	SH,SH1,SHE,SM11,SWE2,SWX2,SX,SX1,SXC,SXC1,SXE,SXE1
2	13310-Z7E-800	CRANKSHAFT COMP.	1	-----	QA2,QBE1,QH,QH1,QHB1,QHB3,QHB5,QHP1,QMH,QN,QP,QX,QXE,QXEK,QXHQ,QXK
3	13310-Z7E-810	CRANKSHAFT COMP.	1	-----	ES3S,ES4S,VMQ3,VPXB,VPXE,VS4,VS6,VS4,VTE5,VX,VX1,VXE,VXK,VXU1
	13310-ZF6-W42	1	-----	VPX4,VSP
4	13310-Z7E-820	CRANKSHAFT COMP.	1	-----	LH,LH1,LH2,LHB5,LHP1,LXE9
5	13351-Z7E-000	WEIGHT, BALANCER	1	-----	EDS1,EDT1,ES2,ES3S,ES4S,LH,LH1,LH2,LHB5,LHP1,LXE9,PX,QA2,QBE1,QH,QH1,QHB1,QHB3,QHB5,QHP1,QMH,QN,QP,QX,QXE,QXEK,QXHQ,QXK,SH,SH1,SHE,SM11,SWE2,SWX2,SX,SX1,SXC,SXC1,SXE,SXE1,VMQ3,VMT3,VPXB,VPXE,VS4,VS6,VS4,VTE5,VX,VX1,VXE,VXK,VXU1
	13351-ZE3-010	1	0013664	VPX4,VSP
	13351-Z7E-000	1	0013665	VPX4,VSP
6	90534-706-010	WASHER, LOCK, 8.5X35X4.5	1	-----	SM11
7	90745-ZE2-600	KEY, 6.3X6.3X43	1	-----	QA2,QBE1,QH,QH1,QHB1,QHB3,QHB5,QHP1,QMH,QN,QP,QX,QXE,QXEK,QXHQ,QXK
	90741-805-000	KEY, 7X7X33	1	-----	SH,SH1,SHE,SM11,SWE2,SWX2,SX,SX1,SXC,SXC1,SXE,SXE1
	90741-889-810	KEY, 7X7X33(YELLOW)(O.S.) ...	(1)	-----	SH,SH1,SHE,SM11,SWE2,SWX2,SX,SX1,SXC,SXC1,SXE,SXE1
8	91001-ZF6-013	BEARING, RADIAL BALL, 6207SH	1	-----	
9	92101-08025-0A	BOLT, HEX., 8X25	1	-----	SM11
10	13310-Z7E-700	CRANKSHAFT COMP.	1	-----	EDS1,EDT1,ES2,VMT3
11	13310-Z7E-830	CRANKSHAFT COMP.	1	-----	PX





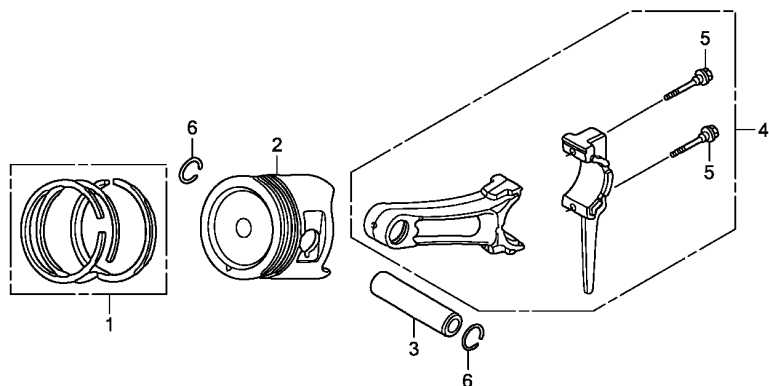
Z7E0E0800



Ref. No.	L.O.N.	(Relative ref. Number) Description	F.R.T.
2	1111R1	(1,3,4) PISTON AND/OR RING SET AND/OR BEARING AND/OR ROD	1.2

Ref. No.	Part No.	Description	Reqd. QTY	Serial No.	Parts catalogue code
			GX 390 H1		
1	13010-Z5R-004	RING SET, PISTON(STD.) (TEIKOKU)	1	-----	EDS1,EDT1,ES2,ES3S,ES4S,LH1,LH2,LHB5,LHP1,LXE9,PX,QA2,QBE1,QH1,QHB1,QHB3,QHB5,QHP1,QMH,QN,QP,QX,QXE,QXEK,QXHQ,QXK,SH1,SWE2,SWX2,SX1,SXC1,SXE1,VMQ3,VMT3,VPX4,VPXB,VPXE,VS4,VS6,VSB4,VSP,VTE5,VX1,VXE,VXK,VXU1
	13011-Z5R-004	RING SET, PISTON(0.25) (TEIKOKU)	(1)	-----	EDS1,EDT1,ES2,ES3S,ES4S,LH1,LH2,LHB5,LHP1,LXE9,PX,QA2,QBE1,QH1,QHB1,QHB3,QHB5,QHP1,QMH,QN,QP,QX,QXE,QXEK,QXHQ,QXK,SH1,SWE2,SWX2,SX1,SXC1,SXE1,VMQ3,VMT3,VPX4,VPXB,VPXE,VS4,VS6,VSB4,VSP,VTE5,VX1,VXE,VXK,VXU1
	13012-Z5R-004	RING SET, PISTON(0.50) (TEIKOKU)	(1)	-----	EDS1,EDT1,ES2,ES3S,ES4S,LH1,LH2,LHB5,LHP1,LXE9,PX,QA2,QBE1,QH1,QHB1,QHB3,QHB5,QHP1,QMH,QN,QP,QX,QXE,QXEK,QXHQ,QXK,SH1,SWE2,SWX2,SX1,SXC1,SXE1,VMQ3,VMT3,VPX4,VPXB,VPXE,VS4,VS6,VSB4,VSP,VTE5,VX1,VXE,VXK,VXU1
	13013-Z5R-004	RING SET, PISTON(0.75) (TEIKOKU)	(1)	-----	EDS1,EDT1,ES2,ES3S,ES4S,LH1,LH2,LHB5,LHP1,LXE9,PX,QA2,QBE1,QH1,QHB1,QHB3,QHB5,QHP1,QMH,QN,QP,QX,QXE,QXEK,QXHQ,QXK,SH1,SWE2,SWX2,SX1,SXC1,SXE1,VMQ3,VMT3,VPX4,VPXB,VPXE,VS4,VS6,VSB4,VSP,VTE5,VX1,VXE,VXK,VXU1
	13010-Z5T-003	RING SET, PISTON(STD.)(RIKEN)	1	-----	ES2,LH1,LH2,LHB5,LHP1,LXE9,PX,QA2,QBE1,QH1,QHB1,QHB3,QHB5,QHP1,QMH,QN,QP,QX,QXE,QXEK,QXHQ,QXK,SH1,SWE2,SWX2,SX1,SXC1,SXE1,VMQ3,VMT3,VPXB,VPXE,VS4,VS6,VSB4,VSP,VTE5,VX1,VXE,VXK,VXU1
	13011-Z5T-003	RING SET, PISTON(0.25)(RIKEN)	(1)	-----	ES2,LH1,LH2,LHB5,LHP1,LXE9,PX,QA2,QBE1,QH1,QHB1,QHB3,QHB5,QHP1,QMH,QN,QP,QX,QXE,QXEK,QXHQ,QXK,SH1,SWE2,SWX2,SX1,SXC1,SXE1,VMQ3,VMT3,VPXB,VPXE,VS4,VS6,VSB4,VSP,VTE5,VX1,VXE,VXK,VXU1
	13012-Z5T-003	RING SET, PISTON(0.50)(RIKEN)	(1)	-----	ES2,LH1,LH2,LHB5,LHP1,LXE9,PX,QA2,QBE1,QH1,QHB1,QHB3,QHB5,QHP1,QMH,QN,QP,QX,QXE,QXEK,QXHQ,QXK,SH1,SWE2,SWX2,SX1,SXC1,SXE1,VMQ3,VMT3,VPXB,VPXE,VS4,VS6,VSB4,VSP,VTE5,VX1,VXE,VXK,VXU1
	13013-Z5T-003	RING SET, PISTON(0.75)(RIKEN)	(1)	-----	ES2,LH1,LH2,LHB5,LHP1,LXE9,PX,QA2,QBE1,QH1,QHB1,QHB3,QHB5,QHP1,QMH,QN,QP,QX,QXE,QXEK,QXHQ,QXK,SH1,SWE2,SWX2,SX1,SXC1,SXE1,VMQ3,VMT3,VPXB,VPXE,VS4,VS6,VSB4,VSP,VTE5,VX1,VXE,VXK,VXU1
	13010-ZF6-003	RING SET, PISTON(STD.)(NIPPON)	1	0010516	LH,QH,SH,SHE,SM11,SX,SXC,SXE,VX

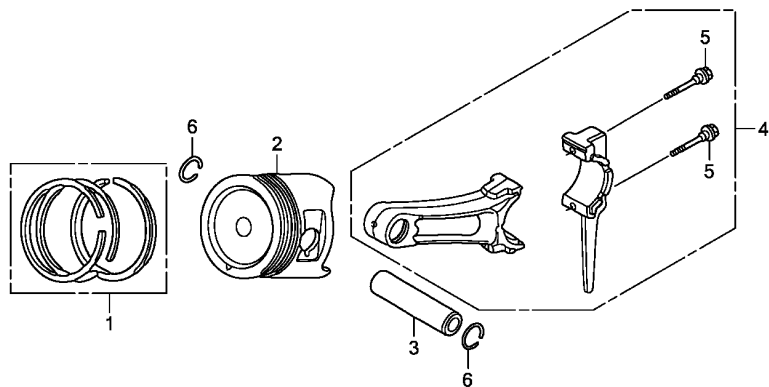
Ref. No.	Part No.	Description	Reqd. QTY		Serial No.	Parts catalogue code
			GX 390 H1			
(1)	13010-ZF6-005	RING SET, PISTON(STD.)				
		(TEIKOKU)	1	-----	0010516	LH,QH,SH,SHE,SM11,SX,SXC,SXE,VX
	13011-ZF6-003	RING SET, PISTON(0.25) (NIPPON)	(1)	-----	0010516	LH,QH,SH,SHE,SM11,SX,SXC,SXE,VX
	13011-ZF6-005	RING SET, PISTON(0.25)				
		(TEIKOKU)	(1)	-----	0010516	LH,QH,SH,SHE,SM11,SX,SXC,SXE,VX
	13012-ZF6-003	RING SET, PISTON(0.50) (NIPPON)	(1)	-----	0010516	LH,QH,SH,SHE,SM11,SX,SXC,SXE,VX
	13012-ZF6-005	RING SET, PISTON(0.50)				
		(TEIKOKU)	(1)	-----	0010516	LH,QH,SH,SHE,SM11,SX,SXC,SXE,VX
	13013-ZF6-003	RING SET, PISTON(0.75) (NIPPON)	(1)	-----	0010516	LH,QH,SH,SHE,SM11,SX,SXC,SXE,VX
	13013-ZF6-005	RING SET, PISTON(0.75)				
		(TEIKOKU)	(1)	-----	0010516	LH,QH,SH,SHE,SM11,SX,SXC,SXE,VX
	13010-Z5R-004	RING SET, PISTON(STD.)				
		(TEIKOKU)	1	0010517	-----	LH,QH,SH,SHE,SM11,SX,SXC,SXE,VX
	13010-Z5T-003	RING SET, PISTON(STD.) (RIKEN)	1	0010517	-----	LH,QH,SH,SHE,SM11,SX,SXC,SXE,VX
	13011-Z5R-004	RING SET, PISTON(0.25)				
		(TEIKOKU)	(1)	0010517	-----	LH,QH,SH,SHE,SM11,SX,SXC,SXE,VX
	13011-Z5T-003	RING SET, PISTON(0.25) (RIKEN)	(1)	0010517	-----	LH,QH,SH,SHE,SM11,SX,SXC,SXE,VX
	13012-Z5R-004	RING SET, PISTON(0.50)				
		(TEIKOKU)	(1)	0010517	-----	LH,QH,SH,SHE,SM11,SX,SXC,SXE,VX
	13012-Z5T-003	RING SET, PISTON(0.50) (RIKEN)	(1)	0010517	-----	LH,QH,SH,SHE,SM11,SX,SXC,SXE,VX
	13013-Z5R-004	RING SET, PISTON(0.75)				
		(TEIKOKU)	(1)	0010517	-----	LH,QH,SH,SHE,SM11,SX,SXC,SXE,VX
	13013-Z5T-003	RING SET, PISTON(0.75) (RIKEN)	(1)	0010517	-----	LH,QH,SH,SHE,SM11,SX,SXC,SXE,VX
	13010-Z5T-003	RING SET, PISTON(STD.) (RIKEN)	1	0010616	-----	VPX4
	13011-Z5T-003	RING SET, PISTON(0.25) (RIKEN)	(1)	0010616	-----	VPX4
	13012-Z5T-003	RING SET, PISTON(0.50) (RIKEN)	(1)	0010616	-----	VPX4
	13013-Z5T-003	RING SET, PISTON(0.75) (RIKEN)	(1)	0010616	-----	VPX4
2	13101-Z7E-800	PISTON(STD.)	1	-----	-----	EDS1,EDT1,ES2,ES3S,ES4S,LH1,LH2,LHB5,LHP1,LXE9,PX,QA2,QBE1,QH1,QHB1,QHB3 QHB5,QHP1,QMH,QN,QP,QX,QXE,QXEK,QXHQ,QXK,SH1,SWE2,SWX2,SX1,SXC1,SXE1,VMQ3 VMT3,VPXB,VPXE,VS4,VS6,VS4,VTE5,VX1,VXE,VXK,VXU1
	13102-Z7E-800	PISTON(0.25)	(1)	-----	-----	EDS1,EDT1,ES2,ES3S,ES4S,LH1,LH2,LHB5,LHP1,LXE9,PX,QA2,QBE1,QH1,QHB1,QHB3 QHB5,QHP1,QMH,QN,QP,QX,QXE,QXEK,QXHQ,QXK,SH1,SWE2,SWX2,SX1,SXC1,SXE1,VMQ3 VMT3,VPXB,VPXE,VS4,VS6,VS4,VTE5,VX1,VXE,VXK,VXU1
	13103-Z7E-800	PISTON(0.50)	(1)	-----	-----	EDS1,EDT1,ES2,ES3S,ES4S,LH1,LH2,LHB5,LHP1,LXE9,PX,QA2,QBE1,QH1,QHB1,QHB3 QHB5,QHP1,QMH,QN,QP,QX,QXE,QXEK,QXHQ,QXK,SH1,SWE2,SWX2,SX1,SXC1,SXE1,VMQ3 VMT3,VPXB,VPXE,VS4,VS6,VS4,VTE5,VX1,VXE,VXK,VXU1
	13104-Z7E-800	PISTON(0.75)	(1)	-----	-----	EDS1,EDT1,ES2,ES3S,ES4S,LH1,LH2,LHB5,LHP1,LXE9,PX,QA2,QBE1,QH1,QHB1,QHB3 QHB5,QHP1,QMH,QN,QP,QX,QXE,QXEK,QXHQ,QXK,SH1,SWE2,SWX2,SX1,SXC1,SXE1,VMQ3 VMT3,VPXB,VPXE,VS4,VS6,VS4,VTE5,VX1,VXE,VXK,VXU1
	13101-Z5T-000	PISTON(STD.)	1	-----	-----	VSP
	13102-Z5T-000	PISTON(0.25)	(1)	-----	-----	VSP
	13103-Z5T-000	PISTON(0.50)	(1)	-----	-----	VSP
	13104-Z5T-000	PISTON(0.75)	(1)	-----	-----	VSP
	13101-ZF6-W00	PISTON(STD.)	1	-----	0010516	LH,QH,SH,SHE,SM11,SX,SXC,SXE,VX
	13102-ZF6-W00	PISTON(0.25)	(1)	-----	0010516	LH,QH,SH,SHE,SM11,SX,SXC,SXE,VX
	13103-ZF6-W00	PISTON(0.50)	(1)	-----	0010516	LH,QH,SH,SHE,SM11,SX,SXC,SXE,VX
	13104-ZF6-W00	PISTON(0.75)	(1)	-----	0010516	LH,QH,SH,SHE,SM11,SX,SXC,SXE,VX
	13101-ZF6-W01	PISTON(STD.)	1	-----	0022196	VPX4,VSP
	13102-ZF6-W01	PISTON(0.25)	(1)	-----	0022196	VPX4,VSP
	13103-ZF6-W01	PISTON(0.50)	(1)	-----	0022196	VPX4,VSP
	13104-ZF6-W01	PISTON(0.75)	(1)	-----	0022196	VPX4,VSP
	13101-ZF6-W01	PISTON(STD.)	1	0010517	0022196	LH,QH,SH,SHE,SM11,SX,SXC,SXE,VX
	13102-ZF6-W01	PISTON(0.25)	(1)	0010517	0022196	LH,QH,SH,SHE,SM11,SX,SXC,SXE,VX
	13103-ZF6-W01	PISTON(0.50)	(1)	0010517	0022196	LH,QH,SH,SHE,SM11,SX,SXC,SXE,VX
	13104-ZF6-W01	PISTON(0.75)	(1)	0010517	0022196	LH,QH,SH,SHE,SM11,SX,SXC,SXE,VX
	13101-Z7E-800	PISTON(STD.)	1	0022197	-----	LH,QH,SH,SHE,SM11,SX,SXC,SXE,VPX4,VSP,VX
	13102-Z7E-800	PISTON(0.25)	(1)	0022197	-----	LH,QH,SH,SHE,SM11,SX,SXC,SXE,VPX4,VSP,VX
	13103-Z7E-800	PISTON(0.50)	(1)	0022197	-----	LH,QH,SH,SHE,SM11,SX,SXC,SXE,VPX4,VSP,VX



Z7E0E0800



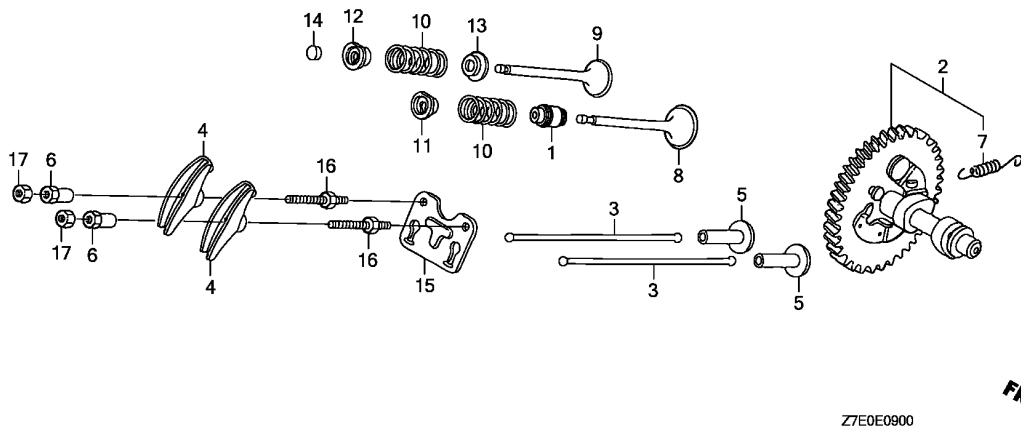
Ref. No.	Part No.	Description	Reqd. QTY		Serial No.	Parts catalogue code
			GX 390 H1			
(2)	13104-Z7E-800	PISTON(0.75)	(1)	0022197	-----	LH,QH,SH,SHE,SM11,SX,SXC,SXE,VPX4,VSP,VX
3	13111-Z7E-000	PIN, PISTON	1	-----	-----	EDS1,EDT1,ES2,ES3S,ES4S,LH,LH1,LH2,LHB5,LHP1,LXE9,PX,QA2,QBE1,QH,QH1,QHB1 QHB3,QHB5,QHP1,QMH,QN,QP,QX,QXE,QXEK,QXHQ,QXK,SH,SH1,SHE,SM11,SWE2,SWX2 SX,SX1,SXC,SXC1,SXE,SXE1,VMQ3,VMT3,VPXB,VPXE,VS4,VS6,VS4,VS6,VS4,VTE5,VX,VX1,VXE VXK,VXU1
	13111-ZF6-W00	-----	1	-----	0001148	VPX4,VSP
	13111-Z7E-000	-----	1	0001149	-----	VPX4,VSP
4	13200-Z1C-000	ROD ASSY., CONNECTING(STD.)	1	-----	-----	EDS1,EDT1,ES3S,ES4S,QH,QXHQ,SH,SM11,SX,VPXB,VPXE,VSP,VX
	13200-Z1C-305	ROD ASSY., CONNECTING (0.25 UNDER SIZE)	(1)	-----	-----	EDS1,EDT1,VSP
	13200-ZE3-315	-----	(1)	-----	-----	ES2,ES3S,ES4S,LH,QA2,QH,QXHQ,SH,SHE,SM11,SX,SXC,SXE,VMQ3,VMT3,VPX4,VPXB VPXE,VS4,VS6,VS4,VX
	13200-Z7E-000	ROD ASSY., CONNECTING	1	-----	-----	ES2,LH1,LH2,LHB5,LHP1,LXE9,PX,QBE1,QH1,QHB1,QHB3,QHB5,QHP1,QMH,QN,QP,QX QXE,QXEK,QXK,SH1,SWE2,SWX2,SX1,SXC1,SXE1,VMQ3,VMT3,VS4,VS6,VS4,VTE5,VX1 VXE,VXK,VXU1
	13200-Z7E-305	ROD ASSY., CONNECTING (0.25 UNDER SIZE)	(1)	-----	-----	ES2,LH1,LH2,LHB5,LHP1,LXE9,PX,QBE1,QH1,QHB1,QHB3,QHB5,QHP1,QMH,QN,QP,QX QXE,QXEK,QXK,SH1,SWE2,SWX2,SX1,SXC1,SXE1,VMQ3,VMT3,VS4,VS6,VS4,VTE5,VX1 VXE,VXK,VXU1
	13200-ZE3-020	ROD ASSY., CONNECTING(STD.)	1	-----	-----	QA2
	13200-Z1C-000	-----	1	-----	139755	LH,SHE,SXC,SXE
	13200-ZE3-020	-----	1	-----	0029325	VPX4
	13200-Z1C-000	-----	1	0029326	-----	VPX4
	13200-Z7E-000	ROD ASSY., CONNECTING	1	0139756	-----	LH,SHE,SXC,SXE
5	90001-ZE8-000	BOLT, CONNECTING ROD	2	-----	-----	EDS1,EDT1,ES3S,ES4S,QA2,QH,QXHQ,SH,SM11,SX,VPX4,VPXB,VPXE,VSP,VX
	90001-Z7E-000	-----	2	-----	-----	ES2,LH1,LH2,LHB5,LHP1,LXE9,PX,QBE1,QH1,QHB1,QHB3,QHB5,QHP1,QMH,QN,QP,QX QXE,QXEK,QXK,SH1,SWE2,SWX2,SX1,SXC1,SXE1,VMQ3,VMT3,VS4,VS6,VS4,VTE5,VX1 VXE,VXK,VXU1
	90001-ZE8-000	-----	2	-----	139755	LH,SHE,SXC,SXE



Z7E0E0800

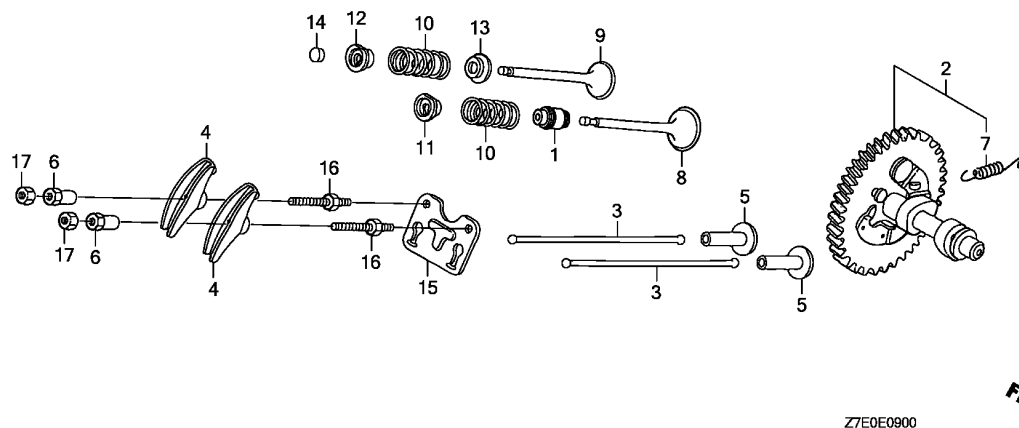


Ref. No.	Part No.	Description	Reqd. QTY		Serial No.	Parts catalogue code
			GX	H1		
(5)	90001-Z7E-000	BOLT, CONNECTING ROD	2		0139756 ----- LH,SHE,SXC,SXE	
	6 90601-ZE3-000	CLIP, PISTON PIN, 20MM	2			



Ref. No.	L.O.N.	(Relative ref. Number) Description	F.R.T.
1	1111K2	SEAL, INTAKE VALVE STEMINCLUDES: Valve clearance adjustment	0.6
2	1111C2	CAMSHAFT	0.4
3	1111L6	ROD, PUSH :INTAKE	0.2
	1111L6A	.Replace exhaust push rod add	0.1
	1111L7	ROD, PUSH :EXHAUST	0.2
	1111L7A	.Replace intake push rod add	0.1
4	1111A2	ARM, ROCKER :INTAKE	0.2
	1111A2A	.Replace exhaust rocker arm add	0.1
	1111A1	ARM, ROCKER :EXHAUST	0.2
	1111A1A	.Replace intake rocker arm add	0.1
+ 5	1111L9	LIFTER, VALVE :INTAKE	0.4

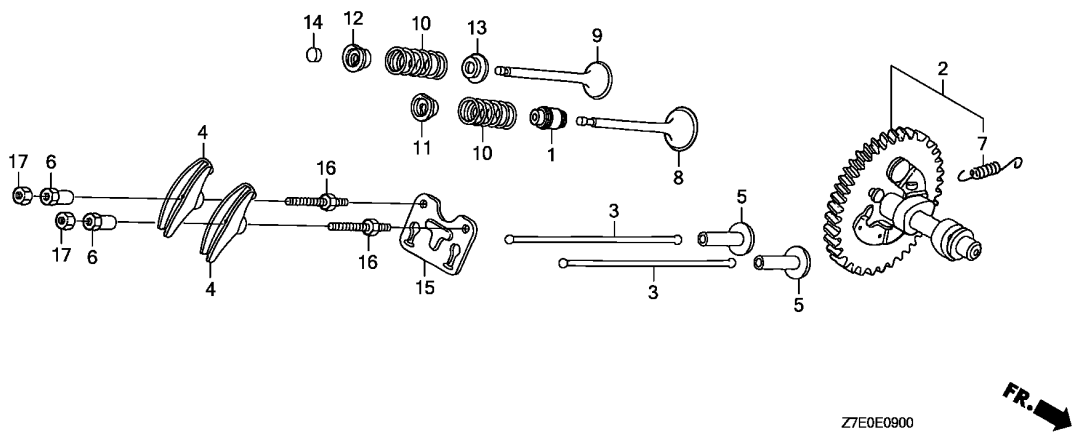
Ref. No.	Part No.	Description	Reqd. QTY	Serial No.	Parts catalogue code
			GX 390 H1		
1	12209-Z7E-003	SEAL, VALVE STEM	1	-----	ES2,ES3S,ES4S,LH,LH1,LH2,LHB5,LHP1,LXE9,PX,QA2,QBE1,QH,QH1,QHB1,QHB3,QHB5,QHP1,QMH,QN,QP,QX,QXE,QXEK,QXHQ,QXK,SH,SH1,SHE,SM11,SWE2,SWX2,SX,SX1,SXC,SXC1,SXE,SXE1,VMQ3,VMT3,VPXB,VPXE,VS4,VS6,VS6,VS6,VTE5,VX,VX1,VXE,VXK,VXU1
	12209-ZE8-003	1	0000128	EDS1,EDT1
	12209-Z7E-003	1	0001148	VPX4,VSP
	12209-Z7E-003	1	0000129	EDS1,EDT1
	12209-Z7E-003	1	0001149	VPX4,VSP
2	14100-ZF6-W01	CAMSHAFT ASSY.	1	-----	ES2,ES3S,ES4S,LH,LH1,LH2,LHB5,LHP1,LXE9,PX,QA2,QBE1,QH,QH1,QHB1,QHB3,QHB5,QHP1,QMH,QN,QP,QX,QXE,QXEK,QXHQ,QXK,SH,SH1,SHE,SM11,SWE2,SWX2,SX,SX1,SXC,SXC1,SXE,SXE1,VMQ3,VMT3,VPXB,VPXE,VS4,VS6,VS6,VS6,VTE5,VX,VX1,VXE,VXK,VXU1
3	14410-Z7E-000	ROD, PUSH	2	-----	ES2,ES3S,ES4S,LH,LH1,LH2,LHB5,LHP1,LXE9,PX,QA2,QBE1,QH,QH1,QHB1,QHB3,QHB5,QHP1,QMH,QN,QP,QX,QXE,QXEK,QXHQ,QXK,SH,SH1,SHE,SM11,SWE2,SWX2,SX,SX1,SXC,SXC1,SXE,SXE1,VMQ3,VMT3,VPXB,VPXE,VS4,VS6,VS6,VS6,VTE5,VX,VX1,VXE,VXK,VXU1
	14410-ZE3-013	2	0000128	EDS1,EDT1,VPX4
	14410-Z1C-000	2	0000128	VSP
	14410-Z7E-000	2	0000129	EDS1,EDT1,VPX4,VSP
4	14431-ZE2-010	ARM, VALVE ROCKER	2	-----	ES2,LH,LH1,LH2,LHB5,LHP1,LXE9,PX,QA2,QBE1,QH,QH1,QHB1,QHB3,QHB5,QHP1,QMH,QN,QP,QX,QXE,QXEK,QXHQ,QXK,SH,SH1,SHE,SM11,SWE2,SWX2,SX,SX1,SXC,SXC1,SXE,SXE1,VMQ3,VMT3,VPXB,VPXE,VS4,VS6,VS6,VS6,VTE5,VX,VX1,VXE,VXK,VXU1
5	14441-Z7E-000	LIFTER, VALVE	2	-----	ES3S,ES4S
	14441-ZE2-000	2	0000128	EDS1,EDT1,VPX4,VSP
	14441-Z7E-000	2	0000129	EDS1,EDT1,VPX4,VSP
6	14451-ZE1-013	PIVOT, ROCKER ARM	2	-----	EDS1,EDT1,ES3S,ES4S,VPX4,VSP
	14451-Z7E-000	2	-----	ES2,LH,LH1,LH2,LHB5,LHP1,LXE9,PX,QA2,QBE1,QH,QH1,QHB1,QHB3,QHB5,QHP1,QMH,QN,QP,QX,QXE,QXEK,QXHQ,QXK,SH,SH1,SHE,SM11,SWE2,SWX2,SX,SX1,SXC,SXC1,SXE,SXE1,VMQ3,VMT3,VPXB,VPXE,VS4,VS6,VS6,VS6,VTE5,VX,VX1,VXE,VXK,VXU1
7	14568-ZE1-000	SPRING, WEIGHT RETURN	1	-----	ES2,LH,LH1,LH2,LHB5,LHP1,LXE9,PX,QA2,QBE1,QH,QH1,QHB1,QHB3,QHB5,QHP1,QMH,QN,QP,QX,QXE,QXEK,QXHQ,QXK,SH,SH1,SHE,SM11,SWE2,SWX2,SX,SX1,SXC,SXC1,SXE,SXE1,VMQ3,VMT3,VPXB,VPXE,VS4,VS6,VS6,VS6,VTE5,VX,VX1,VXE,VXK,VXU1



Ref. No.	L.O.N.	(Relative ref. Number) Description	F.R.T.
+ 5		.INCLUDES: Valve clearance adjustment .NOTE: Same time for two units	
1111M0		LIFTER, VALVE :EXHAUST	0.4
8	1111L1	.INCLUDES: Valve clearance adjustment .NOTE: Same time for two units VALVE, INTAKE	0.7
	1111L1E	.INCLUDES: Valve clearance adjustment and reface .Replace intake and exhaust all add	0.2
9	1111L0	VALVE, EXHAUST	0.7
	1111L0E	.INCLUDES: Valve clearance adjustment and reface .Replace intake and exhaust all add	0.2
10	1111P3	SPRING, VALVE :INTAKE	0.6
	1111P3A	.INCLUDES: Valve clearance adjustment .Replace intake and exhaust all add	0.1
	1111P4	SPRING, VALVE :EXHAUST	0.6
+		.INCLUDES: Valve clearance adjustment	

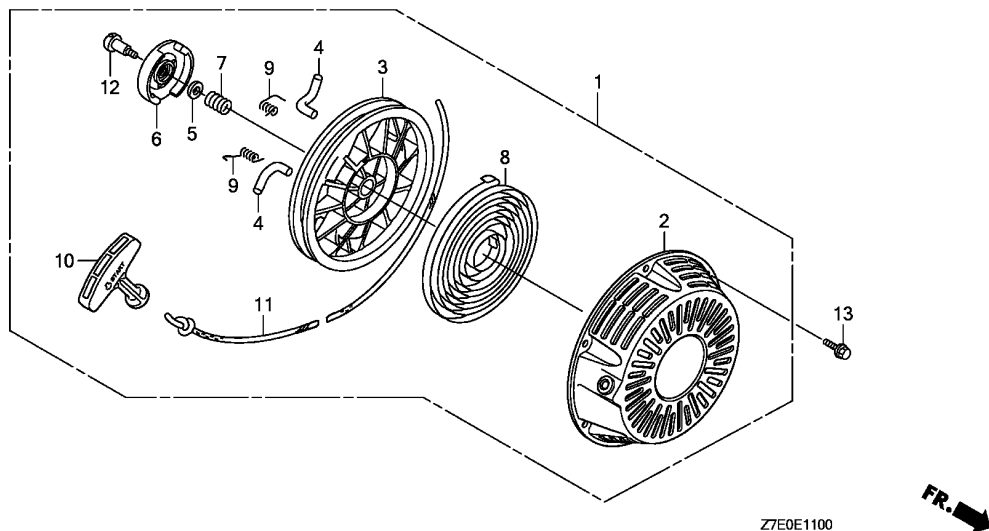
Ref. No.	Part No.	Description	Reqd. QTY	Serial No.	Parts catalogue code
			GX 390 H1		
8	14711-Z7E-000	VALVE, IN.	1	-----	ES2,LH,LH1,LH2,LHB5,LHP1,LXE9,PX,QA2,QBE1,QH,QH1,QHB1,QHB3,QHB5,QHP1,QMH,QN,QP,QX,QXE,QXEK,QXHQ,QXK,SH,SH1,SHE,SM11,SWE2,SWX2,SX,SX1,SXC,SXC1,SXE,SXE1,VMQ3,VMT3,VPXB,VPXE,VS4,VS6,VS4,VTE5,VX,VX1,VXE,VXK,VXU1
	14711-ZE3-000	1	-----	ES3S,ES4S
	14711-Z7E-000	1	0000128	EDS1,EDT1,VPX4,VSP
	14711-Z7E-000	1	0000129	EDS1,EDT1,VPX4,VSP
9	14721-Z7E-800	VALVE, EX. (STELLITE)	1	-----	ES2,VMQ3,VMT3,VS4,VS6,VS4
	14721-ZE3-810	1	-----	ES3S,ES4S
	14721-Z7E-000	VALVE, EX.	1	-----	LH,LH1,LH2,LHB5,LHP1,LXE9,PX,QA2,QBE1,QH,QH1,QHB1,QHB3,QHB5,QHP1,QMH,QN,QP,QX,QXE,QXEK,QXHQ,QXK,SH,SH1,SHE,SM11,SWE2,SWX2,SX,SX1,SXC,SXC1,SXE,SXE1,VPXB,VPXE,VTE5,VX,VX1,VXE,VXK,VXU1
	14721-ZE3-000	1	0000128	VPX4,VSP
	14721-ZE3-810	VALVE, EX. (STELLITE)	1	0002756	EDS1,EDT1
	14721-Z7E-000	VALVE, EX.	1	0000129	VPX4,VSP
	14721-Z7E-800	VALVE, EX. (STELLITE)	1	0002757	EDS1,EDT1
10	14751-Z7E-000	SPRING, VALVE	2	-----	ES2,ES3S,ES4S,LH,LH1,LH2,LHB5,LHP1,LXE9,PX,QA2,QBE1,QH,QH1,QHB1,QHB3,QHB5,QHP1,QMH,QN,QP,QX,QXE,QXEK,QXHQ,QXK,SH,SH1,SHE,SM11,SWE2,SWX2,SX,SX1,SXC,SXC1,SXE,SXE1,VMQ3,VMT3,VPXB,VPXE,VS4,VS6,VS4,VTE5,VX,VX1,VXE,VXK,VXU1
	14751-ZE2-003	2	0000128	EDS1,EDT1,VPX4
	14751-Z1C-000	2	0000128	VSP
	14751-Z7E-000	2	0000129	EDS1,EDT1,VPX4,VSP
11	14771-ZE2-000	RETAINER, IN. VALVE SPRING ..	1	-----	
12	14773-ZE2-000	RETAINER, EX. VALVE SPRING ..	1	-----	
13	14775-ZE2-010	SEAT, VALVE SPRING	1	-----	
14	14781-Z7E-000	ROTATOR, VALVE	1	-----	ES2,LH,LH1,LH2,LHB5,LHP1,LXE9,PX,QA2,QBE1,QH,QH1,QHB1,QHB3,QHB5,QHP1,QMH,QN,QP,QX,QXE,QXEK,QXHQ,QXK,SH,SH1,SHE,SM11,SWE2,SWX2,SX,SX1,SXC,SXC1,SXE,SXE1,VMQ3,VMT3,VPXB,VPXE,VS4,VS6,VS4,VTE5,VX,VX1,VXE,VXK,VXU1





Ref. No.	L.O.N.	(Relative ref. Number) Description	F.R.T.
+10	1111P4A	.Replace intake and exhaust all add	0.1
14	1111J7	ROTATOR, VALVE	0.2
		.INCLUDES: Valve clearance adjustment	

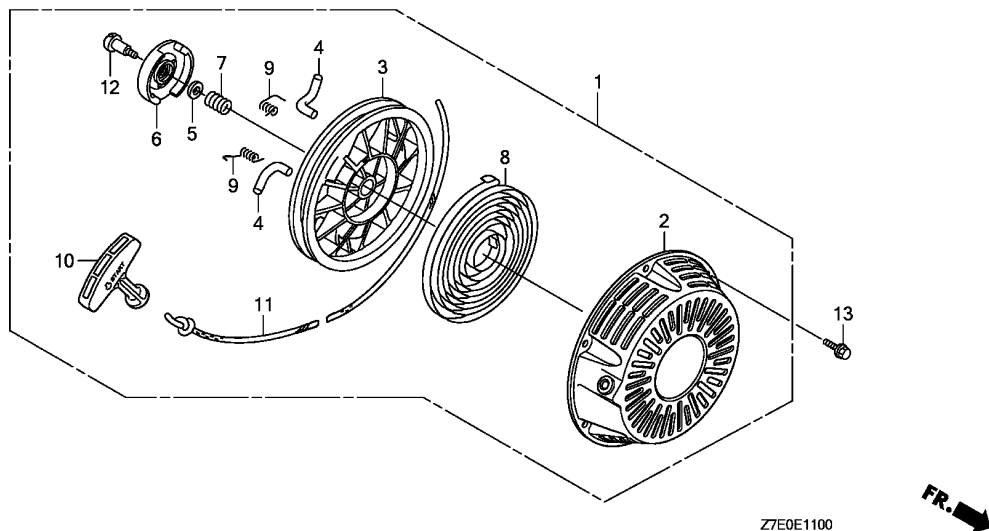
Ref. No.	Part No.	Description	Reqd. QTY		Serial No.	Parts catalogue code
			GX	H1		
14)	14781-ZE2-000	ROTATOR, VALVE	1	-----	ES3S,ES4S	
	14781-Z7E-000	1	-----	0001508 EDS1,EDT1,VPX4,VSP	
15	14791-Z7E-000	GUIDE, PUSH ROD	1	-----	0001509 EDS1,EDT1,VPX4,VSP	
					ES2,LH,LH1,LH2,LHB5,LHP1,LXE9,PX,QA2,QBE1,QH,QH1,QHB1,QHB3,QHB5,QHP1,QMH	
					QN,QP,QX,QXE,QXEK,QXHQ,QXK,SH,SH1,SHE,SM11,SWE2,SWX2,SX,SX1,SXC,SXC1,SXE	
					SXE1,VMQ3,VMT3,VPXB,VPXE,VS4,VS6,USB4,VTE5,VX,VX1,VXE,VXK,VXU1	
	14791-ZE2-010	1	-----	ES3S,ES4S	
	14791-Z7E-000	1	-----	0001616 EDS1,EDT1,VPX4,VSP	
			1	-----	0001617 EDS1,EDT1,VPX4,VSP	
16	90012-ZE0-010	BOLT, PIVOT, 8MM	2			
17	90206-ZE1-000	NUT, PIVOT ADJUSTING	2			



Ref. No.	L.O.N.	(Relative ref. Number) Description	F.R.T.
1	1121B9	STARTER, RECOIL	0.1
3	1121B1	REEL, RECOIL STARTER	0.3
4	1121B0	STARTER RATCHET AND/OR SPRING (9)	0.2
6	1121A4	GUIDE, RATCHET	0.2
8	1121B7	SPRING, RECOIL STARTER RETURN	0.3
10	1121A3	GRIP, RECOIL STARTER	0.1
11	1121B3	ROPE, RECOIL STARTER	0.3

Ref. No.	Part No.	Description	Reqd. QTY	Serial No.	Parts catalogue code
			GX 390 H1		
1	28400-Z7E-003ZB	STARTER ASSY., RECOIL *R280*.....POWER RED	1	-----	EDS1,EDT1,ES2,LH,LH1,LH2,LHB5,LHP1,LXE9,PX,QA2,QBE1,QH,QH1,QHB1,QHB3,QHB5 QHP1,QMH,QN,QP,QX,QXE,QXEK,QXHQ,QXK,SH,SH1,SHE,SM11,SWE2,SWX2,SX,SX1,SXC SXC1,SXE,SXE1,VMQ3,VMT3,VPXB,VPXE,VS4,VS6,VS6,VS6,VTE5,VX,VX1,VXE,VXK,VXU1
	28400-Z7E-003ZA	*NH1*.....BLACK	1	-----	QXHQ,SX
	28400-Z7E-003ZB	*R280*.....POWER RED	1	0001867	VPX4,VSP
2	28410-Z7E-003ZB	CASE COMP., RECOIL STARTER *R280*.....POWER RED	1	-----	EDS1,EDT1,ES2,LH,LH1,LH2,LHB5,LHP1,LXE9,PX,QA2,QBE1,QH,QH1,QHB1,QHB3,QHB5 QHP1,QMH,QN,QP,QX,QXE,QXEK,QXHQ,QXK,SH,SH1,SHE,SM11,SWE2,SWX2,SX,SX1,SXC SXC1,SXE,SXE1,VMQ3,VMT3,VPXB,VPXE,VS4,VS6,VS6,VS6,VTE5,VX,VX1,VXE,VXK,VXU1
	28410-Z7E-003ZA	*NH1*.....BLACK	1	-----	QXHQ,SX
	28410-Z7E-003ZB	*R280*.....POWER RED	1	0001867	VPX4,VSP
3	28420-Z7E-003	REEL, RECOIL STARTER	1	-----	EDS1,EDT1,ES2,LH,LH1,LH2,LHB5,LHP1,LXE9,PX,QA2,QBE1,QH,QH1,QHB1,QHB3,QHB5 QHP1,QMH,QN,QP,QX,QXE,QXEK,QXHQ,QXK,SH,SH1,SHE,SM11,SWE2,SWX2,SX,SX1,SXC SXC1,SXE,SXE1,VMQ3,VMT3,VPXB,VPXE,VS4,VS6,VS6,VS6,VTE5,VX,VX1,VXE,VXK,VXU1
			1	0001867	VPX4,VSP
4	28422-ZH8-801	RATCHET, STARTER	2	-----	EDS1,EDT1,ES2,LH,LH1,LH2,LHB5,LHP1,LXE9,PX,QA2,QBE1,QH,QH1,QHB1,QHB3,QHB5 QHP1,QMH,QN,QP,QX,QXE,QXEK,QXHQ,QXK,SH,SH1,SHE,SM11,SWE2,SWX2,SX,SX1,SXC SXC1,SXE,SXE1,VMQ3,VMT3,VPXB,VPXE,VS4,VS6,VS6,VS6,VTE5,VX,VX1,VXE,VXK,VXU1
			2	0001867	VPX4,VSP
5	28431-ZH8-801	PLATE, FRICTION	1	-----	EDS1,EDT1,ES2,LH,LH1,LH2,LHB5,LHP1,LXE9,PX,QA2,QBE1,QH,QH1,QHB1,QHB3,QHB5 QHP1,QMH,QN,QP,QX,QXE,QXEK,QXHQ,QXK,SH,SH1,SHE,SM11,SWE2,SWX2,SX,SX1,SXC SXC1,SXE,SXE1,VMQ3,VMT3,VPXB,VPXE,VS4,VS6,VS6,VS6,VTE5,VX,VX1,VXE,VXK,VXU1
			1	0001867	VPX4,VSP
6	28433-Z2E-003	GUIDE, RATCHET	1	-----	EDS1,EDT1,ES2,LH,LH1,LH2,LHB5,LHP1,LXE9,PX,QA2,QBE1,QH,QH1,QHB1,QHB3,QHB5 QHP1,QMH,QN,QP,QX,QXE,QXEK,QXHQ,QXK,SH,SH1,SHE,SM11,SWE2,SWX2,SX,SX1,SXC SXC1,SXE,SXE1,VMQ3,VMT3,VPXB,VPXE,VS4,VS6,VS6,VS6,VTE5,VX,VX1,VXE,VXK,VXU1
			1	0001867	VPX4,VSP





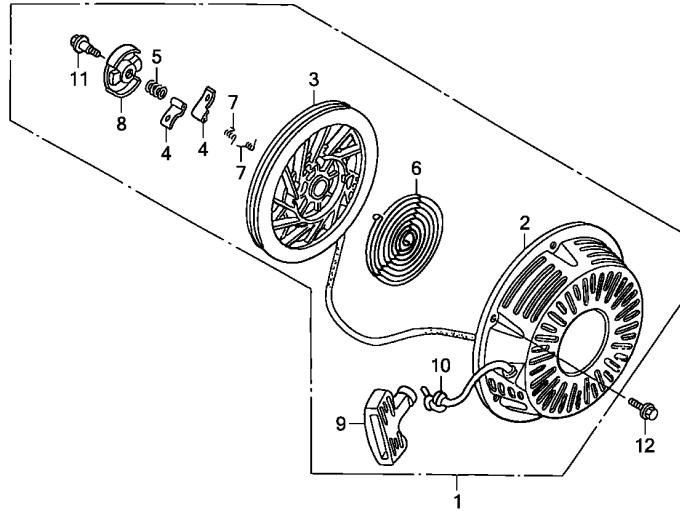
2

Ref. No.	Part No.	Description	Reqd. QTY		Serial No.	Parts catalogue code
			GX 390 H1			
7	28441-Z2E-003	SPRING, FRICTION	1	-----	-----	EDS1,EDT1,ES2,LH,LH1,LH2,LHB5,LHP1,LXE9,PX,QA2,QBE1,QH,QH1,QHB1,QHB3,QHB5 QHP1,QMH,QN,QP,QX,QXE,QXEK,QXHQ,QXK,SH,SH1,SHE,SM11,SWE2,SWX2,SX,SX1,SXC SXC1,SXE,SXE1,VMQ3,VMT3,VPXB,VPXE,VS4,VS6,VSB4,VTE5,VX,VX1,VXE,VXK,VXU1 VPX4,VSP
8	28442-Z7E-003	SPRING, RECOIL STARTER	1	0001867	-----	EDS1,EDT1,ES2,LH,LH1,LH2,LHB5,LHP1,LXE9,PX,QA2,QBE1,QH,QH1,QHB1,QHB3,QHB5 QHP1,QMH,QN,QP,QX,QXE,QXEK,QXHQ,QXK,SH,SH1,SHE,SM11,SWE2,SWX2,SX,SX1,SXC SXC1,SXE,SXE1,VMQ3,VMT3,VPXB,VPXE,VS4,VS6,VSB4,VTE5,VX,VX1,VXE,VXK,VXU1 VPX4,VSP
9	28443-ZH8-801	SPRING, RETURN	2	0001867	-----	EDS1,EDT1,ES2,LH,LH1,LH2,LHB5,LHP1,LXE9,PX,QA2,QBE1,QH,QH1,QHB1,QHB3,QHB5 QHP1,QMH,QN,QP,QX,QXE,QXEK,QXHQ,QXK,SH,SH1,SHE,SM11,SWE2,SWX2,SX,SX1,SXC SXC1,SXE,SXE1,VMQ3,VMT3,VPXB,VPXE,VS4,VS6,VSB4,VTE5,VX,VX1,VXE,VXK,VXU1 VPX4,VSP
10	28461-Z2E-003	GRIP, STARTER	2	0001867	-----	EDS1,EDT1,ES2,LH,LH1,LH2,LHB5,LHP1,LXE9,PX,QA2,QBE1,QH,QH1,QHB1,QHB3,QHB5 QHP1,QMH,QN,QP,QX,QXE,QXEK,QXHQ,QXK,SH,SH1,SHE,SM11,SWE2,SWX2,SX,SX1,SXC SXC1,SXE,SXE1,VMQ3,VMT3,VPXB,VPXE,VS4,VS6,VSB4,VTE5,VX,VX1,VXE,VXK,VXU1 VPX4,VSP
11	28462-Z2E-003	ROPE, RECOIL STARTER	1	-----	-----	EDS1,EDT1,ES2,LH,LH1,LH2,LHB5,LHP1,LXE9,PX,QA2,QBE1,QH,QH1,QHB1,QHB3,QHB5 QHP1,QMH,QN,QP,QX,QXE,QXEK,QXHQ,QXK,SH,SH1,SHE,SM11,SWE2,SWX2,SX,SX1,SXC SXC1,SXE,SXE1,VMQ3,VMT3,VPXB,VPXE,VS4,VS6,VSB4,VTE5,VX,VX1,VXE,VXK,VXU1 VPX4,VSP
12	90003-ZH8-801	SCREW, SETTING	1	0001867	-----	EDS1,EDT1,ES2,LH,LH1,LH2,LHB5,LHP1,LXE9,PX,QA2,QBE1,QH,QH1,QHB1,QHB3,QHB5 QHP1,QMH,QN,QP,QX,QXE,QXEK,QXHQ,QXK,SH,SH1,SHE,SM11,SWE2,SWX2,SX,SX1,SXC SXC1,SXE,SXE1,VMQ3,VMT3,VPXB,VPXE,VS4,VS6,VSB4,VTE5,VX,VX1,VXE,VXK,VXU1 VPX4,VSP
13	90008-ZE2-003	BOLT, FLANGE, 6X10	1	0001867	-----	EDS1,EDT1,LH,QA2,QH,QXHQ,SH,SHE,SM11,SX,SXC,SXE,VX
	90008-Z1T-000	3	-----	-----	ES2,LH1,LH2,LHB5,LHP1,LXE9,PX,QBE1,QH1,QHB1,QHB3,QHB5,QHP1,QMH,QN,QP,QX QXE,QXEK,QXK,SH1,SWE2,SWX2,SX1,SXC1,SXE1,VMQ3,VMT3,VPXB,VPXE,VS4,VS6,VSB4 VTE5,VX1,VXE,VXK,VXU1
	90008-ZE2-003	3	0001867	-----	VPX4,VSP

E-11-1

RECOIL STARTER(2)

E 4

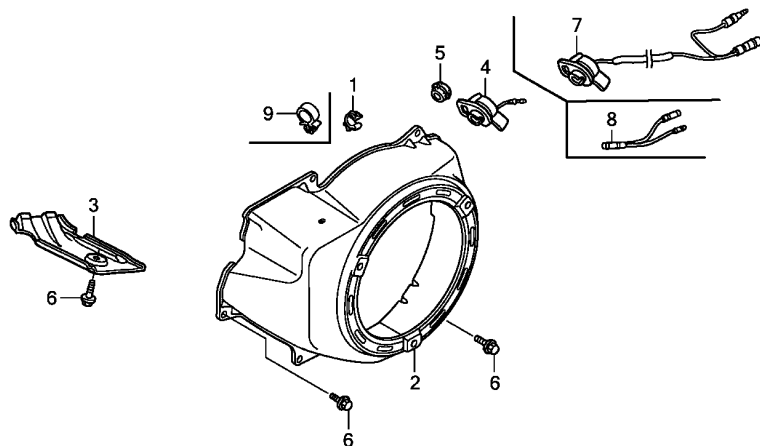


Z7E0E1101

Ref. No.	L.O.N.	(Relative ref. Number) Description	F.R.T.
1	1121B9	STARTER, RECOIL	0.1
3	1121B1	REEL, RECOIL STARTER	0.3
4	1121B0	STARTER RATCHET AND/OR SPRING .NOTE: Same time for two units	0.2
6	1121B7	SPRING, RECOIL STARTER RETURN (5)	0.3
8	1121B2	RETAINER, SPRING	0.2
9	1121A3	GRIP, RECOIL STARTER	0.1
10	1121B3	ROPE, RECOIL STARTER	0.3

Ref. No.	Part No.	Description	Reqd. QTY	Serial No.	Parts catalogue code
			GX 390 H1		
1	28400-ZE3-W01ZB	STARTER ASSY., RECOIL	1		
	NH1BLACK	1	-----	ES3S,ES4S
	R280POWER RED	1	-----	0001866 VPX4,VSP
2	28410-ZE3-W01ZB	CASE COMP., RECOIL STARTER	1		
	NH1BLACK	1	-----	ES3S,ES4S
	R280POWER RED	1	-----	0001866 VPX4,VSP
3	28421-ZE3-W01	PULLEY, RECOIL STARTER	1	-----	ES3S,ES4S
			1	-----	0001866 VPX4,VSP
4	28422-ZE2-W01	RATCHET, STARTER	2	-----	ES3S,ES4S
			2	-----	0001866 VPX4,VSP
5	28441-ZE2-W01	SPRING, FRICTION	1	-----	ES3S,ES4S
			1	-----	0001866 VPX4,VSP
6	28442-ZE2-W01	SPRING, STARTER RETURN	1	-----	ES3S,ES4S
			1	-----	0001866 VPX4,VSP
7	28443-ZE2-W01	SPRING, RATCHET	2	-----	ES3S,ES4S
			2	-----	0001866 VPX4,VSP
8	28444-ZE2-W01	RETAINER, SPRING	1	-----	ES3S,ES4S
			1	-----	0001866 VPX4,VSP
9	28461-ZE2-W02	GRIP, STARTER	1	-----	ES3S,ES4S
			1	-----	0001866 VPX4,VSP
10	28462-ZE3-W01	ROPE, RECOIL STARTER	1	-----	ES3S,ES4S
			1	-----	0001866 VPX4,VSP
11	90004-ZE2-W01	SCREW, CENTER	1	-----	ES3S,ES4S
			1	-----	0001866 VPX4,VSP
12	90008-Z1T-000	BOLT, FLANGE, 6X10	3	-----	ES3S,ES4S
	90008-ZE2-003	3	-----	0001866 VPX4,VSP

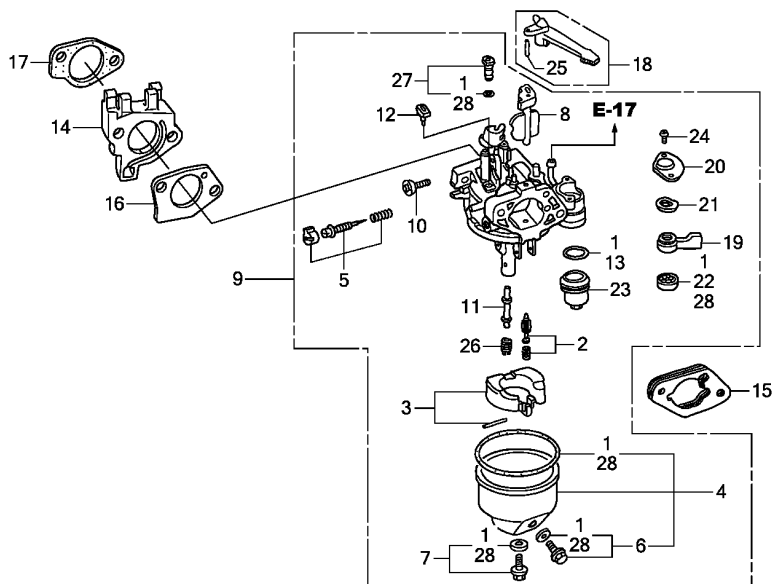
2



Z7E0E1200B

Ref. No.	L.O.N.	(Relative ref. Number) Description	F.R.T.
2	1141G8	COVER, ENGINE COOLING FAN (7)	0.2
4	6151D9	SWITCH, ENGINE STOP	0.1

Ref. No.	Part No.	Description	Reqd. QTY	Serial No.	Parts catalogue code
			GX 390 H1		
1	16731-Z7E-000	CLIP, TUBE	1	-----	LH,LH1,LH2,LHB5,LHP1,LXE9,PX,QA2,QBE1,QH,QH1,QHB1,QHB3,QHB5,QHP1,QMH,QN,QP,QX,QXE,QXEK,QXHQ,QXK,SH,SH1,SHE,SM11,SWE2,SWX2,SX,SX1,SXC,SXC1,SXE,SXE1,VPXB,VPXE,VTE5,VX,VX1,VXE,VXK,VXU1
	16731-ZE2-003	1	0012811	VPX4,VSP
	16731-Z7E-000	1	0012812	VPX4,VSP
2	19610-Z7E-800ZB	COVER COMP., FAN	1	-----	EDS1,EDT1,ES2,VMQ3,VMT3,VS4,VS6,VSB4
	R280POWER RED	1	-----	ES3S,ES4S
	NH1BLACK	1	-----	LH,LH1,LH2,LHB5,LHP1,LXE9,PX,QA2,QBE1,QH,QH1,QHB1,QHB3,QHB5,QHP1,QMH,QN,QP,QX,QXE,QXEK,QXHQ,QXK,SH,SH1,SHE,SM11,SWE2,SWX2,SX,SX1,SXC,SXC1,SXE,SXE1,VPXB,VPXE,VTE5,VX,VX1,VXE,VXK,VXU1
	19610-Z7E-800ZA	*NH1*.....BLACK	1	-----	QXHQ,SX
	19610-ZE3-010ZL	*R280*.....POWER RED	1	-----	VSP
	19610-ZE3-W02ZF	*R280*.....POWER RED	1	0003244	VPX4
	19610-Z7E-000ZB	*R280*.....POWER RED	1	0003245	VPX4
3	19631-ZE3-W00	SHROUD	1	-----	
4	36100-ZE1-015	SWITCH ASSY., ENGINE STOP ...	1	-----	LH,QH,SH,SM11
	35120-Z0D-V81	1	-----	LH1,LH2,LHB5,LHP1,QH1,QHB3,QHB5,QHP1,QMH,QN,QP,SH1
	35120-Z0T-801	1	-----	LH1,LH2,LHB5,LHP1,QH1,QHB3,QHB5,QHP1,QMH,QN,QP,SH1
	36100-ZH7-003	1	-----	SX,SXC,VX
5	81329-567-020	GROMMET, DRAIN HOLE	1	-----	EDS1,EDT1,ES2,ES3S,ES4S,LXE9,QBE1,QHB1,QXE,QXEK,SHE,SWE2,SXE,SXE1,VMQ3,VMT3,VPX4,VPXB,VPXE,VS4,VS6,VSB4,VTE5,VXE,VXK,VXU1
6	90013-883-000	BOLT, FLANGE, 6X12(CT200) ...	6	-----	
7	36100-ZF6-P82	SWITCH ASSY., ENGINE STOP ...	1	-----	PX,QA2,QX,QXHQ,QXK,SWX2,SX1,SXC1,VSP,VX1
	35120-Z0T-851	1	-----	PX,QX,QXK,SWX2,SX1,SXC1,VX1
8	32197-ZH8-003	SUB HARNESS	1	-----	EDS1,EDT1
9	90654-SA4-003	CLIP, WIRE HARNESS, 6MM(WHITE)	2	-----	EDS1,EDT1,ES2,ES3S,ES4S,VMQ3,VMT3,VS4,VS6,VSB4

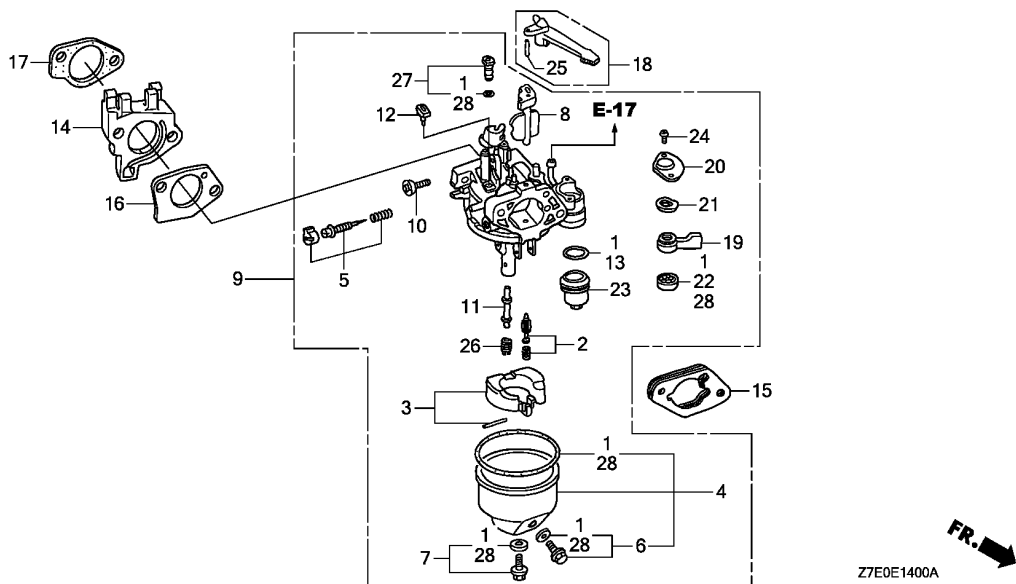


Z7E0E1400A

Ref. No.	L.O.N.	(Relative ref. Number) Description	F.R.T.
1		(28) GASKET SET, CARBURETOR	0.3
2	3111B1	(3) FLOAT VALVE SET AND/OR FLOAT SET	0.3
4	3111A3	FLOAT CHAMBER SET AND/OR GASKET	0.2
5	3111D7	SCREW SET, PILOT	0.2
9	3111F3	CARBURETOR	0.2
13		(23) PACKING, FUEL STRAINER CUP ...	0.2
14	3101L6	(17) CARBURETOR INSULATOR AND/OR PACKING	0.2
16	3111C8	PACKING, CARBURETOR	0.2
18	8101F9	LEVER, CARBURETOR CHOKE	0.2
22		(19,20,21) PACKING, FUEL COCK	0.2
26	3111C3	JET, MAIN	0.3

Ref. No.	Part No.	Description	Reqd. QTY	Serial No.	Parts catalogue code
			GX 390 H1		
1	16010-ZE2-812	GASKET SET	1	-----	LH,LH1,LH2,LHB5,LHP1,LXE9,PX,QA2,QH,QH1,QHB3,QHB5,QHP1,QMH,QN,QX,QXE,QXEK,QXHQ,QXK,SH,SH1,SHE,SM11,SX, SX1,SXC,SXC1,SXE,SXE1,VSP,VX1,VXE,VXK,VXU1
2	16011-ZA0-931	VALVE SET, FLOAT	1	-----	LH,LH1,LH2,LHB5,LHP1,LXE9,PX,QA2,QBE1,QH,QH1,QHB1,QHB3,QHB5,QHP1,QMH,QN,QP,QX,QXE,QXEK,QXHQ,QXK,SH,SH1,SHE,SM11,SWE2,SWX2,SX, SX1,SXC,SXC1,SXE,SXE1,VSP,VTE5,VX,VX1,VXE,VXK,VXU1
3	16013-Z1C-003	FLOAT SET	1	-----	LH,LH1,LH2,LHB5,LHP1,LXE9,PX,QA2,QBE1,QH,QH1,QHB1,QHB3,QHB5,QHP1,QMH,QN,QP,QX,QXE,QXEK,QXHQ,QXK,SH,SH1,SHE,SM11,SWE2,SWX2,SX, SX1,SXC,SXC1,SXE,SXE1,VSP,VTE5,VX,VX1,VXE,VXK,VXU1
4	16015-ZE8-005	CHAMBER SET, FLOAT	1	-----	LH,LH1,LH2,LHB5,LHP1,LXE9,PX,QA2,QBE1,QH,QH1,QHB1,QHB3,QHB5,QHP1,QMH,QN,QP,QX,QXE,QXEK,QXHQ,QXK,SH,SH1,SHE,SM11,SWE2,SWX2,SX, SX1,SXC,SXC1,SXE,SXE1,VSP,VTE5,VX,VX1,VXE,VXK,VXU1
5	16016-ZH7-W01	SCREW SET, PILOT	1	-----	LH,LH1,LH2,LHB5,LHP1,LXE9,PX,QA2,QBE1,QH,QH1,QHB1,QHB3,QHB5,QHP1,QMH,QN,QP,QX,QXE,QXEK,QXHQ,QXK,SH,SH1,SHE,SM11,SWE2,SWX2,SX, SX1,SXC,SXC1,SXE,SXE1,VSP,VTE5,VX,VX1,VXE,VXK,VXU1
6	16024-ZE1-811	SCREW SET, DRAIN	1	-----	LH,LH1,LH2,LHB5,LHP1,LXE9,PX,QA2,QBE1,QH,QH1,QHB1,QHB3,QHB5,QHP1,QMH,QN,QP,QX,QXE,QXEK,QXHQ,QXK,SH,SH1,SHE,SM11,SWE2,SWX2,SX, SX1,SXC,SXC1,SXE,SXE1,VSP,VTE5,VX,VX1,VXE,VXK,VXU1
7	16028-ZE0-005	SCREW SET	1	-----	LH,LH1,LH2,LHB5,LHP1,LXE9,PX,QA2,QBE1,QH,QH1,QHB1,QHB3,QHB5,QHP1,QMH,QN,QP,QX,QXE,QXEK,QXHQ,QXK,SH,SH1,SHE,SM11,SWE2,SWX2,SX, SX1,SXC,SXC1,SXE,SXE1,VSP,VTE5,VX,VX1,VXE,VXK,VXU1
8	16044-ZE3-W20	CHOKE SET	1	-----	LH,LH1,LH2,LHB5,LHP1,LXE9,PX,QA2,QBE1,QH,QH1,QHB1,QHB3,QHB5,QHP1,QMH,QN,QP,QX,QXE,QXEK,QXHQ,QXK,SH,SH1,SHE,SM11,SWE2,SWX2,SX, SX1,SXC,SXC1,SXE,SXE1,VSP,VTE5,VX,VX1,VXE,VXK,VXU1
9	16100-Z7E-801	CARBURETOR ASSY. (BE85T A) ...	1	-----	LH,LH1,LH2,LHB5,LHP1,LXE9,PX,QA2,QH,QH1,QHB3,QHB5,QHP1,QMH,QX,QXE,QXEK,QXHQ,QXK,SH,SH1,SHE,SM11,SX, SX1,SXC,SXC1,SXE,SXE1
	16100-Z7E-W31	CARBURETOR ASSY. (BE88P A) ...	1	-----	QBE1,QHB1,QP,SWE2,SWX2,VTE5
	16100-Z7E-811	CARBURETOR ASSY. (BE85U A) ...	1	-----	QN,VX,VX1,VXE,VXK,VXU1
	16100-Z1C-V51	CARBURETOR ASSY. (BE85L A) ...	1	0002573	VSP





Z7E0E1400A

Ref. No.	Part No.	Description	Reqd. QTY		Parts catalogue code
			GX 390 H1	Serial No.	
(9)	16100-Z7E-811	CARBURETOR ASSY. (BE85U A) ...	1	0002574	VSP
10	16124-ZE0-005	SCREW, THROTTLE STOP	1		LH, LH1, LH2, LHB5, LHP1, LXE9, PX, QA2, QBE1, QH, QH1, QHB1, QHB3, QHB5, QHP1, QMH, QN, QP, QX, QXE, QXEK, QXHQ, QXK, SH, SH1, SHE, SM11, SWE2, SWX2, SX, SX1, SXC, SXC1, SXE, SXE1, VSP, VTE5, VX, VX1, VXE, VXX, VXU1
11	16166-ZF6-V00	NOZZLE, MAIN	1		LH, LH1, LH2, LHB5, LHP1, LXE9, PX, QA2, QH, QH1, QHB3, QHB5, QHP1, QMH, QN, QX, QXE, QXEK, QXHQ, QXK, SH, SH1, SHE, SM11, SX, SX1, SXC, SXC1, SXE, SXE1, VSP, VX, VX1, VXE, VXX, VXU1
12	16172-ZE3-W10	COLLAR, SETTING	1		QBE1, QHB1, QP, SWE2, SWX2, VTE5
13	16173-001-004	PACKING, FUEL STRAINER CUP ..	1		LH, LH1, LH2, LHB5, LHP1, LXE9, PX, QA2, QBE1, QH, QH1, QHB1, QHB3, QHB5, QHP1, QMH, QN, QP, QX, QXE, QXEK, QXHQ, QXK, SH, SH1, SHE, SM11, SWE2, SWX2, SX, SX1, SXC, SXC1, SXE, SXE1, VSP, VTE5, VX, VX1, VXE, VXX, VXU1
14	16211-Z7E-000	INSULATOR, CARBURETOR	1		LH, LH1, LH2, LHB5, LHP1, LXE9, PX, QA2, QBE1, QH, QH1, QHB1, QHB3, QHB5, QHP1, QMH, QN, QP, QX, QXE, QXEK, QXHQ, QXK, SH, SH1, SHE, SM11, SWE2, SWX2, SX, SX1, SXC, SXC1, SXE, SXE1, VTE5, VX, VX1, VXE, VXX, VXU1
15	16220-ZA0-702	SPACER COMP., CARBURETOR	1		VSP
16	16221-ZF6-800	PACKING, CARBURETOR	1		LH, LH1, LH2, LHB5, LHP1, LXE9, PX, QA2, QBE1, QH, QH1, QHB1, QHB3, QHB5, QHP1, QMH, QN, QP, QX, QXE, QXEK, QXHQ, QXK, SH, SH1, SHE, SM11, SWE2, SWX2, SX, SX1, SXC, SXC1, SXE, SXE1, VSP, VTE5, VX, VX1, VXE, VXX, VXU1
17	16223-ZE3-W00	PACKING, INSULATOR	1		LH, LH1, LH2, LHB5, LHP1, LXE9, PX, QA2, QBE1, QH, QH1, QHB1, QHB3, QHB5, QHP1, QMH, QN, QP, QX, QXE, QXEK, QXHQ, QXK, SH, SH1, SHE, SM11, SWE2, SWX2, SX, SX1, SXC, SXC1, SXE, SXE1, VSP, VTE5, VX, VX1, VXE, VXX, VXU1
18	16610-ZE1-000	LEVER COMP., CHOKE(STD.)	1		LH, QA2, QH, QXHQ, SH, SHE, SM11, SX, SXC, SXE, VSP, VX

2

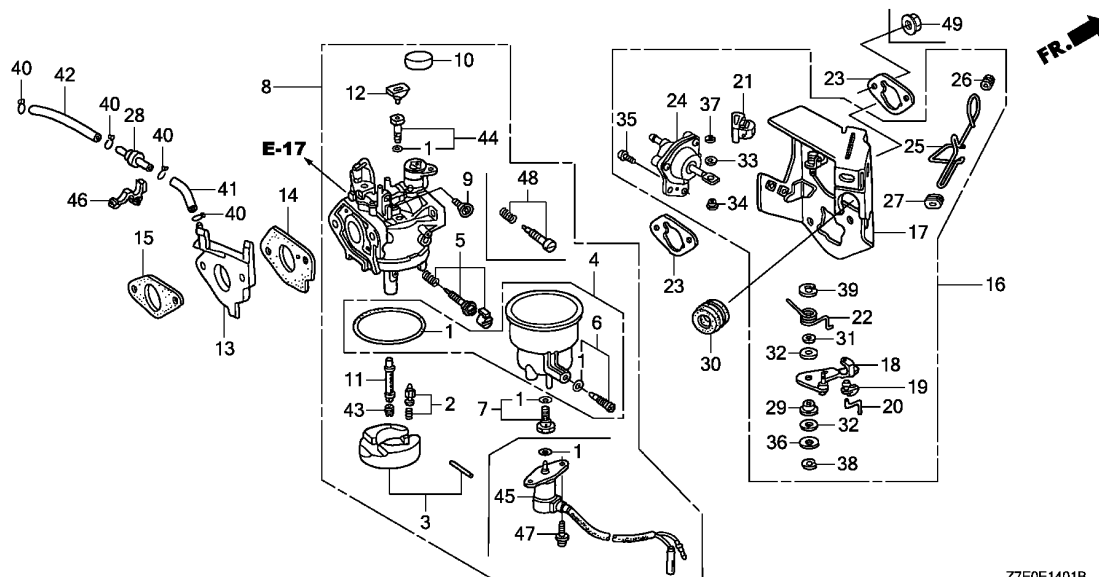
Ref. No.	Part No.	Description	Reqd. QTY		Serial No.	Parts catalogue code
			GX 390 H1			
18)	16610-Z1T-000	LEVER COMP., CHOKE(STD.)	1	-----	-----	LH1,LH2,LHB5,LHP1,LXE9,PX,QBE1,QH1,QHB1,QHB3,QHB5,QHP1,QMH,QN,QP,QX,QXE,QXEK,QXK,SH1,SWE2,SWX2,SX1,SXC1,SXE1,VTE5,VX1,VXE,VXK,VXU1
19	16953-ZE1-812	LEVER, COCK	1	-----	-----	LH,LH1,LH2,LHB5,LHP1,LXE9,PX,QA2,QBE1,QH,QH1,QHB1,QHB3,QHB5,QHP1,QMH,QN,QP,QX,QXE,QXEK,QXHQ,QXK,SH,SH1,SHE,SM11,SWE2,SWX2,SX,SX1,SXC,SXC1,SXE1,VSP,VTE5,VX,VX1,VXE,VXK,VXU1
20	16954-ZE1-812	PLATE, LEVER SETTING	1	-----	-----	LH,LH1,LH2,LHB5,LHP1,LXE9,PX,QA2,QBE1,QH,QH1,QHB1,QHB3,QHB5,QHP1,QMH,QN,QP,QX,QXE,QXEK,QXHQ,QXK,SH,SH1,SHE,SM11,SWE2,SWX2,SX,SX1,SXC,SXC1,SXE1,VSP,VTE5,VX,VX1,VXE,VXK,VXU1
21	16956-ZE1-811	SPRING, COCK LEVER	1	-----	-----	LH,LH1,LH2,LHB5,LHP1,LXE9,PX,QA2,QBE1,QH,QH1,QHB1,QHB3,QHB5,QHP1,QMH,QN,QP,QX,QXE,QXEK,QXHQ,QXK,SH,SH1,SHE,SM11,SWE2,SWX2,SX,SX1,SXC,SXC1,SXE1,VSP,VTE5,VX,VX1,VXE,VXK,VXU1
22	16957-ZE1-812	PACKING, FUEL COCK	1	-----	-----	LH,LH1,LH2,LHB5,LHP1,LXE9,PX,QA2,QBE1,QH,QH1,QHB1,QHB3,QHB5,QHP1,QMH,QN,QP,QX,QXE,QXEK,QXHQ,QXK,SH,SH1,SHE,SM11,SWE2,SWX2,SX,SX1,SXC,SXC1,SXE1,VSP,VTE5,VX,VX1,VXE,VXK,VXU1
23	16967-ZE0-811	CUP, FUEL STRAINER	1	-----	-----	LH,LH1,LH2,LHB5,LHP1,LXE9,PX,QA2,QBE1,QH,QH1,QHB1,QHB3,QHB5,QHP1,QMH,QN,QP,QX,QXE,QXEK,QXHQ,QXK,SH,SH1,SHE,SM11,SWE2,SWX2,SX,SX1,SXC,SXC1,SXE1,VSP,VTE5,VX,VX1,VXE,VXK,VXU1
24	93500-03006-1H	SCREW, PAN, 3X6	2	-----	-----	LH,LH1,LH2,LHB5,LHP1,LXE9,PX,QA2,QBE1,QH,QH1,QHB1,QHB3,QHB5,QHP1,QMH,QN,QP,QX,QXE,QXEK,QXHQ,QXK,SH,SH1,SHE,SM11,SWE2,SWX2,SX,SX1,SXC,SXC1,SXE1,VSP,VTE5,VX,VX1,VXE,VXK,VXU1
25	94305-20122	PIN, SPRING, 2X12	1	-----	-----	LH,LH1,LH2,LHB5,LHP1,LXE9,PX,QA2,QBE1,QH,QH1,QHB1,QHB3,QHB5,QHP1,QMH,QN,QP,QX,QXE,QXEK,QXHQ,QXK,SH,SH1,SHE,SM11,SWE2,SWX2,SX,SX1,SXC,SXC1,SXE1,VSP,VTE5,VX,VX1,VXE,VXK,VXU1
26	99101-ZH8-0900	JET, MAIN, #90	(1)	-----	-----	LH,LH1,LH2,LHB5,LHP1,LXE9,PX,QA2,QH,QH1,QHB3,QHB5,QHP1,QMH,QN,QX,QXE,QXEK,QXHQ,QXK,SH,SH1,SHE,SM11,SX,SX1,SXC,SXC1,SXE,SXE1,VSP,VX,VX1,VXE,VXK,VXU1
	99101-ZH8-0880	JET, MAIN, #88	(1)	-----	-----	LH,LH1,LH2,LHB5,LHP1,LXE9,PX,QA2,QH,QH1,QHB3,QHB5,QHP1,QMH,QX,QXE,QXEK,QXHQ,QXK,SH,SH1,SHE,SM11,SX,SX1,SXC,SXC1,SXE,SXE1
	99101-ZH8-0920	JET, MAIN, #92	1	-----	-----	LH,LH1,LH2,LHB5,LHP1,LXE9,PX,QA2,QH,QH1,QHB3,QHB5,QHP1,QMH,QX,QXE,QXEK,QXHQ,QXK,SH,SH1,SHE,SM11,SX,SX1,SXC,SXC1,SXE,SXE1
	99101-ZH8-1000	JET, MAIN, #100	(1)	-----	-----	QBE1,QHB1,QP,SWE2,SWX2,VTE5
	99101-ZH8-1020	JET, MAIN, #102	(1)	-----	-----	QBE1,QHB1,QP,SWE2,SWX2,VTE5
	99101-ZH8-1050	JET, MAIN, #105	1	-----	-----	QBE1,QHB1,QP,SWE2,SWX2,VTE5
	99101-ZH8-0920	JET, MAIN, #92	(1)	-----	-----	QN,VSP,VX,VX1,VXE,VXK,VXU1
	99101-ZH8-0950	JET, MAIN, #95	1	-----	-----	QN,VSP,VX,VX1,VXE,VXK,VXU1
27	99204-ZA0-0450	JET SET, PILOT, #45	1	-----	-----	LH,LH1,LH2,LHB5,LHP1,LXE9,PX,QA2,QH,QH1,QHB3,QHB5,QHP1,QMH,QN,QX,QXE,QXEK,QXHQ,QXK,SH,SH1,SHE,SM11,SX,SX1,SXC,SXC1,SXE,SXE1,VSP,VX,VX1,VXE,VXK,VXU1
	99204-ZA0-0400	JET SET, PILOT, #40	1	-----	-----	QBE1,QHB1,QP,SWE2,SWX2,VTE5
28	16010-ZE2-015	GASKET SET	1	-----	-----	QBE1,QHB1,QP,SWE2,SWX2,VTE5



E-14-1

CARBURETOR(2)

E 9

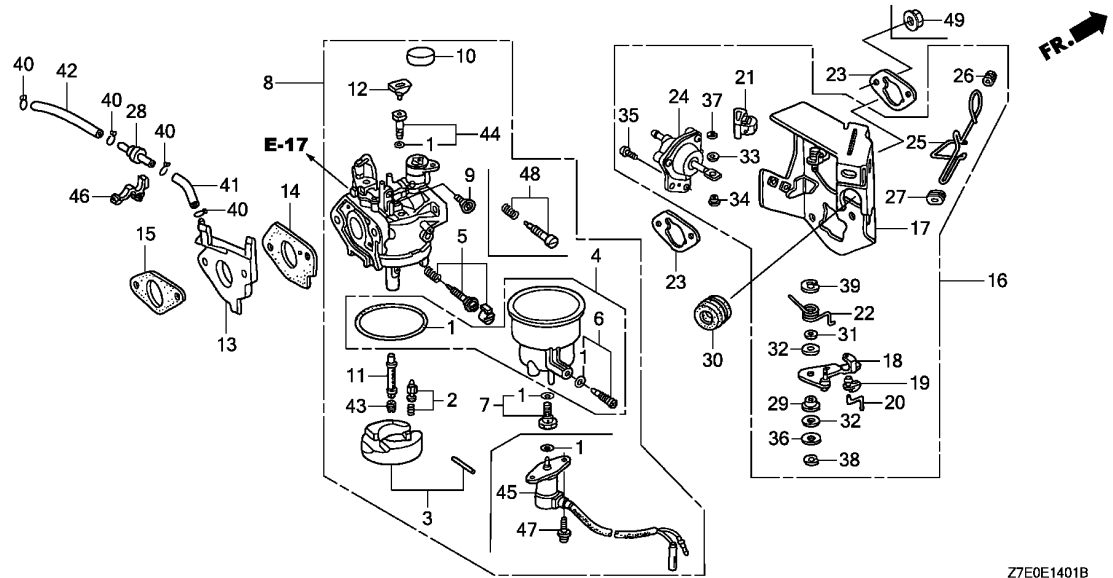


Ref. No.	L.O.N.	(Relative ref. Number) Description	F.R.T.
1	3111G1	GASKET SET, CARBURETOR(A) (3)	0.4
2	3111G6	FLOAT VALVE SET AND/OR FLOAT SET(A)	0.4
4	3111M2	FLOAT CHAMBER SET AND/OR GASKET(A)	0.4
5	3111D7	SCREW SET, PILOT (48)	0.2
8	3111G7	CARBURETOR(A) (15)	0.3
13	3111G2	CARBURETOR INSULATOR AND/OR PACKING(A)	0.3
14	3111G5	PACKING, CARBURETOR(A)	0.3
16	8101R1	STAY, MANUAL CHOKE	0.3
23	3121D9	PACKING, AIR CLEANER	0.2
	3121D9A	.Replace carburetor side add	0.1
24	3111A7	DIAPHRAGM, CARBURETOR	0.3
25	8101Q2	ROD, CHOKE CONTROL (41,42)	0.2
28	311175	VALVE, DASHPOT CHECK (11)	0.1
43	3111G4	JET, MAIN(A)	0.4
45	6211C0	VALVE, CARBURETOR SOLENOID	0.2

Z7E0E1401B

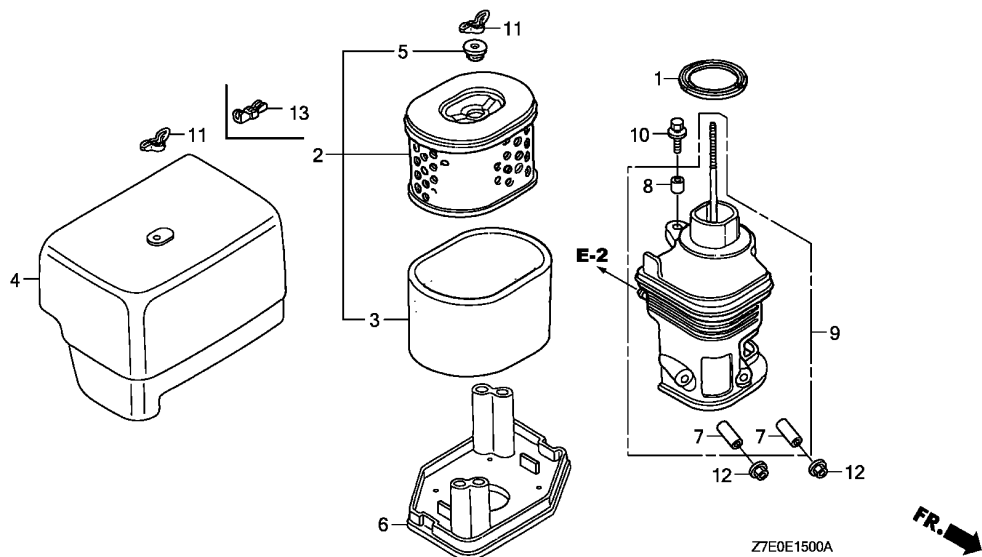
Ref. No.	Part No.	Description	Reqd. QTY	Serial No.	Parts catalogue code
			GX 390 H1		
1	16010-ZE3-701	GASKET SET	1	EDS1,EDT1,ES2,ES3S,ES4S,VMQ3,VMT3,VS4,VS6,VSB4	
	16010-ZA0-921		1	VPX4,VPXB,VPXE	
2	16011-ZA0-931	VALVE SET, FLOAT	1	EDS1,EDT1,ES2,ES3S,ES4S,VMQ3,VMT3,VPX4,VPXB,VPXE,VS4,VS6,VSB4	
3	16013-ZA0-931	FLOAT SET	1	EDS1,EDT1,ES3S,ES4S	
	16013-Z1C-003		1	ES2,VMQ3,VMT3,VPXB,VPXE,VS4,VS6,VSB4	
	16013-ZA0-931	(CARBURETOR NO.)	1	BE89F B VPX4	
	16013-Z1C-003	(CARBURETOR NO.)	1	BE89L A VPX4	
4	16015-ZA0-931	CHAMBER SET, FLOAT	1	EDS1,EDT1,ES2,ES3S,ES4S,VMQ3,VMT3,VPX4,VPXB,VPXE,VS4,VS6,VSB4	
5	16016-ZH8-W01	SCREW SET	1	EDS1,EDT1,ES2,ES3S,ES4S,VPX4,VPXB,VPXE,VS4,VS6	
6	16024-124-761	SCREW SET, DRAIN	1	EDS1,EDT1	
	16024-124-760		1	ES2,ES3S,ES4S,VMQ3,VMT3,VPX4,VPXB,VPXE,VS4,VS6,VSB4	
7	16028-ZA0-931	SCREW SET	1	EDS1,EDT1,ES2,ES3S,ES4S,VMQ3,VMT3,VS4,VS6,VSB4	
	16028-ZA0-701		1	VPX4,VPXB,VPXE	
8	16100-ZF6-V41	CARBURETOR ASSY. (BE87G A)	1	EDS1,EDT1	
	16100-Z7E-D11	CARBURETOR ASSY. (BE89J A)	1	ES2,VS4,VS6	
	16100-ZF6-743	CARBURETOR ASSY. (BE87A C)	1	ES3S,ES4S	
	16100-Z7E-D21	CARBURETOR ASSY. (BE89K A)	1	VMQ3,VMT3,VSB4	
	16100-Z7F-811	CARBURETOR ASSY. (BE89L A)	1	VPXB,VPXE	
	16100-Z5R-U71	CARBURETOR ASSY. (BE89F B)	1	0012891 VPX4	
	16100-Z7F-811	CARBURETOR ASSY. (BE89L A)	1	0012892 VPX4	
9	16124-ZE0-005	SCREW, THROTTLE STOP	1	EDS1,EDT1,ES2,ES3S,ES4S,VMQ3,VMT3,VPX4,VPXB,VPXE,VS4,VS6,VSB4	
10	16148-141-881	CAP, CHOKE DUST	1	EDS1,EDT1,ES2,ES3S,ES4S,VMQ3,VMT3,VPX4,VPXB,VPXE,VS4,VS6,VSB4	
11	16166-ZF6-005	NOZZLE, MAIN	1	EDS1,EDT1,ES2,ES3S,ES4S,VMQ3,VMT3,VPX4,VPXB,VPXE,VS4,VS6,VSB4	
12	16172-ZE3-W10	COLLAR, SETTING	1	EDS1,EDT1,ES2,ES3S,ES4S,VMQ3,VMT3,VPX4,VPXB,VPXE,VS4,VS6,VSB4	
13	16211-Z7E-700	INSULATOR, CARBURETOR	1	ES2,ES3S,ES4S,VMQ3,VMT3,VPXB,VPXE,VS4,VS6,VSB4	

Ref. No.	Part No.	Description	Reqd. QTY		Serial No.	Parts catalogue code
			GX 390 H1			
13)	16211-ZF6-D40	INSULATOR, CARBURETOR	1	-----	0002756	EDS1,EDT1
			1	-----	0009628	VPX4
	16211-Z7E-700	1	-----	0002757	EDS1,EDT1
			1	-----	0009629	VPX4
14	16221-ZF6-800	PACKING, CARBURETOR	1	-----	-----	EDS1,EDT1,ES2,ES3S,ES4S,VMQ3,VMT3,VPX4,VPXB,VPXE,VS4,VS6,USB4
15	16223-ZE3-W00	PACKING, INSULATOR	1	-----	-----	EDS1,EDT1,ES2,ES3S,ES4S,VMQ3,VMT3,VPX4,VPXB,VPXE,VS4,VS6,USB4
16	16260-Z7E-800	STAY ASSY., MANUAL CHOKE	1	-----	-----	ES2,ES3S,ES4S,VMQ3,VMT3,VS4,VS6,USB4
	16260-ZE3-D22	1	-----	-----	VPX4
	16260-Z7E-000	1	-----	-----	VPXB,VPXE
	16260-ZE2-723	1	-----	0000670	EDS1
	16260-ZE3-D22	1	-----	0002756	EDT1
	16260-Z7E-800	1	-----	0000671	EDS1
	16260-Z7E-000	1	-----	0002757	EDT1
17	16261-ZE2-702	STAY COMP., SOLENOID	1	-----	-----	EDS1,EDT1,ES2,ES3S,ES4S,VMQ3,VMT3,VPX4,VPXB,VPXE,VS4,VS6,USB4
18	16262-ZE2-711	LEVER, CHOKE	1	-----	-----	EDS1,EDT1,ES2,ES3S,ES4S,VMQ3,VMT3,VPX4,VPXB,VPXE,VS4,VS6,USB4
19	16263-Z7B-000	JOINT, ROD	1	-----	-----	ES2,ES3S,ES4S,VMQ3,VMT3,VPXB,VPXE,VS4,VS6,USB4
	16263-ZA0-000	1	-----	-----	VPX4
			1	-----	0002756	EDS1,EDT1
	16263-Z7B-000	1	-----	0002757	EDS1,EDT1
20	16264-ZE2-701	ROD, CHOKE	1	-----	-----	EDS1,EDT1,ES2,ES3S,ES4S,VMQ3,VMT3,VPX4,VPXB,VPXE,VS4,VS6,USB4
21	16265-Z7E-000	STOPPER, CHOKE ROD	1	-----	-----	ES2,ES3S,ES4S,VMQ3,VMT3,VPXB,VPXE,VS4,VS6,USB4
	16265-ZE2-721	1	-----	-----	VPX4
			1	-----	0002756	EDS1,EDT1
	16265-Z7E-000	1	-----	0002757	EDS1,EDT1
22	16268-ZE2-721	SPRING, MANUAL CHOKE	1	-----	-----	EDS1,EDT1,ES2,ES3S,ES4S,VMQ3,VMT3,VPX4,VPXB,VPXE,VS4,VS6,USB4
23	16269-ZA0-800	PACKING, AIR CLEANER	2	-----	-----	EDS1,EDT1,ES2,ES3S,ES4S,VMQ3,VMT3,VPX4,VPXB,VPXE,VS4,VS6,USB4
24	16400-ZE2-704	DIAPHRAGM ASSY.	1	-----	-----	EDS1,EDT1,ES2,ES3S,ES4S,VMQ3,VMT3,VPX4,VPXB,VPXE,VS4,VS6,USB4
25	16611-ZE2-711	ROD, CHOKE CONTROL	1	-----	-----	EDS1,ES2,ES3S,ES4S,VMQ3,VMT3,VS4,VS6,USB4
	16611-ZE3-D21	1	-----	-----	EDT1,VPX4,VPXB,VPXE
26	16613-893-000	GROMMET, CHOKE ROD	1	-----	-----	EDS1,EDT1,ES2,ES3S,ES4S,VMQ3,VMT3,VPX4,VPXB,VPXE,VS4,VS6,USB4
27	16615-893-000	GUIDE, CHOKE ROD	1	-----	-----	EDS1,EDT1,ES2,ES3S,ES4S,VMQ3,VMT3,VPX4,VPXB,VPXE,VS4,VS6,USB4
28	36135-ZF6-D41	VALVE, DASHPOT CHECK	1	-----	-----	EDS1,EDT1,ES2,ES3S,ES4S,VMQ3,VMT3,VPX4,VPXB,VPXE,VS4,VS6,USB4
29	53149-964-003	BUSH, ARM PIVOT	1	-----	-----	EDS1,EDT1,ES2,ES3S,ES4S,VMQ3,VMT3,VPX4,VPXB,VPXE,VS4,VS6,USB4
30	88911-MJ3-000	GROMMET, FENDER	1	-----	-----	EDS1,EDT1,ES2,ES3S,ES4S,VMQ3,VMT3,VPX4,VPXB,VPXE,VS4,VS6,USB4
31	90431-ZE2-700	WASHER, CHOKE LEVER	1	-----	-----	EDS1,EDT1,ES2,ES3S,ES4S,VMQ3,VMT3,VPX4,VPXB,VPXE,VS4,VS6,USB4
32	90432-ZE2-700	SEAL, CHOKE LEVER	2	-----	-----	EDS1,EDT1,ES2,ES3S,ES4S,VMQ3,VMT3,VPX4,VPXB,VPXE,VS4,VS6,USB4
33	90433-ZE2-700	WASHER, THRUST, 2.7X8	1	-----	-----	EDS1,EDT1,ES2,ES3S,ES4S,VMQ3,VMT3,VPX4,VPXB,VPXE,VS4,VS6,USB4
34	90434-ZE2-700	COLLAR, LEVER	1	-----	-----	EDS1,EDT1,ES2,ES3S,ES4S,VMQ3,VMT3,VPX4,VPXB,VPXE,VS4,VS6,USB4
35	93500-05012-0A	SCREW, PAN, 5X12	2	-----	-----	EDS1,EDT1,ES2,ES3S,ES4S,VMQ3,VMT3,VPX4,VPXB,VPXE,VS4,VS6,USB4
36	94103-05000	WASHER, PLAIN, 5MM	1	-----	-----	EDS1,EDT1,ES2,ES3S,ES4S,VMQ3,VMT3,VPX4,VPXB,VPXE,VS4,VS6,USB4
37	90601-Z7E-000	E-RING, 2MM	1	-----	-----	ES2,ES3S,ES4S,VMQ3,VMT3,VPXB,VPXE,VS4,VS6,USB4
	94540-02010	1	-----	-----	VPX4
			1	-----	0000669	EDS1,EDT1
	90601-Z7E-000	1	-----	0000670	EDS1,EDT1
38	90602-Z7E-000	E-RING, 4MM	1	-----	-----	ES2,ES3S,ES4S,VMQ3,VMT3,VPXB,VPXE,VS4,VS6,USB4
	94540-04010	1	-----	-----	VPX4
			1	-----	0000669	EDS1,EDT1
	90602-Z7E-000	1	-----	0000670	EDS1,EDT1
39	90603-Z7E-000	E-RING, 7MM	1	-----	-----	ES2,ES3S,ES4S,VMQ3,VMT3,VPXB,VPXE,VS4,VS6,USB4
	94540-07010	1	-----	-----	VPX4
			1	-----	0000669	EDS1,EDT1
	90603-Z7E-000	1	-----	0000670	EDS1,EDT1
40	95002-02070	CLIP, TUBE(B7)	4	-----	-----	EDS1,EDT1,ES2,ES3S,ES4S,VMQ3,VMT3,VPX4,VPXB,VPXE,VS4,VS6,USB4



Z7E0E1401B

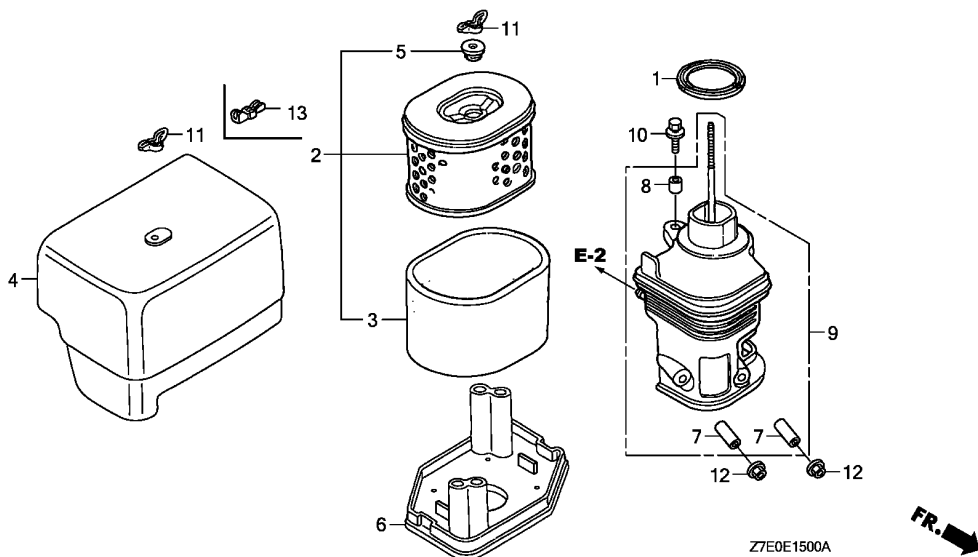
Ref. No.	Part No.	Description	Reqd. QTY		Serial No.	Parts catalogue code
			GX	H1		
41	95005-35075-10	TUBE, 3.5X75(95005-35001-10M)	1	-----	-----	EDS1,EDT1,ES2,ES3S,ES4S,VMQ3,VMT3,VPX4,VPXB,VPXE,VS4,VS6,USB4
42	95005-35130-10	TUBE, 3.5X130(95005-35001-10M)	1	-----	-----	EDS1,EDT1,ES2,ES3S,ES4S,VMQ3,VMT3,VPX4,VPXB,VPXE,VS4,VS6,USB4
43	99101-ZH8-0980	JET, MAIN, #98	(1)	-----	-----	EDS1,EDT1,ES2,ES3S,ES4S,VMQ3,VMT3,VS4,VS6,USB4
	99101-ZH8-1000	JET, MAIN, #100	(1)	-----	-----	EDS1,EDT1,ES2,ES3S,ES4S,VMQ3,VMT3,VS4,VS6,USB4
	99101-ZH8-1020	JET, MAIN, #102	1	-----	-----	EDS1,EDT1,ES2,ES3S,ES4S,VMQ3,VMT3,VS4,VS6,USB4
	99101-ZH8-1050	JET, MAIN, #105	(1)	-----	-----	EDS1,EDT1,VPX4,VPXB,VPXE
	99101-ZH8-1020	JET, MAIN, #102	(1)	-----	-----	VPX4,VPXB,VPXE
	99101-ZH8-1080	JET, MAIN, #108	1	-----	-----	VPX4,VPXB,VPXE
44	99204-ZA0-0450	JET SET, PILOT, #45	1	-----	-----	EDS1,EDT1,ES2,ES3S,ES4S,VMQ3,VMT3,VPX4,VPXB,VPXE,VS4,VS6,USB4
45	16230-ZE3-702	VALVE ASSY., SOLENOID	1	-----	-----	EDS1,EDT1,ES2,ES3S,ES4S,VMQ3,VMT3,VS4,VS6,USB4
46	90650-SD9-003	CLIP, WIRE HARNESS	1	-----	-----	EDS1,EDT1,ES2,ES3S,ES4S,VMQ3,VMT3,VS4,VS6,USB4
47	93892-05012-18	SCREW-WASHER, 5X12	2	-----	-----	EDS1,EDT1,ES2,ES3S,ES4S,VMQ3,VMT3,VS4,VS6,USB4
48	16016-ZF6-D40	SCREW SET	1	-----	-----	VMQ3,VMT3,USB4
49	94050-06000	NUT, FLANGE, 6MM	2	-----	-----	ES2,VMQ3,VMT3,VS4,VS6,USB4



Ref. No.	L.O.N.	(Relative ref. Number) Description	F.R.T.
1	3121E1	PACKING, ELBOW	0.1
2	3121B8	ELEMENT, AIR CLEANER	0.1
.INCLUDES: Air cleaner element -inspection			
3	3121C1	FILTER, OUTER	0.1
.INCLUDES: Outer filter-inspection			
6	3121D6	NOSE, SILENCER	0.1
9	3121B4	ELBOW, AIR CLEANER	0.1

Ref. No.	Part No.	Description	Reqd. QTY	Serial No.	Parts catalogue code
			GX 390 H1		
1	17417-Z7E-003	PACKING, AIR CLEANER ELBOW ..	1	-----	LH1,LH2,LHB5,LHP1,LXE9,PX,QH1,QHB3,QHB5,QHP1,QMH,QN,QX,QXE,QXEK,QXK,SH1 SX1,SXC1,SXE1,VTE5,VX1,VXE,VXK,VXU1
	16271-ZE2-010	PACKING, ELBOW	1	-----	QA2,QH,QXHQ,SH,SM11,SX,VSP,VX
	17417-Z7E-000	PACKING, AIR CLEANER ELBOW ..	1	0146691	LH,SHE,SXC,SXE
2	17210-Z7E-003	ELEMENT COMP., AIR CLEANER ..	1	-----	LH1,LH2,LHB5,LHP1,LXE9,PX,QH1,QHB3,QHB5,QHP1,QMH,QN,QX,QXE,QXEK,QXK,SH1 SX1,SXC1,SXE1,VTE5,VX1,VXE,VXK,VXU1
	17210-ZE3-010	ELEMENT, AIR CLEANER	1	-----	QA2,QH,QXHQ,SH,SM11,SX,VSP,VX
	17210-Z7E-000	ELEMENT COMP., AIR CLEANER ..	1	0146691	LH,SHE,SXC,SXE
3	17218-ZE3-000	FILTER, OUTER	1	-----	LH,QA2,QH,QXHQ,SH,SHE,SM11,SX,SXC,SXE,VSP,VX
4	17231-Z7E-003	COVER, AIR CLEANER	1	-----	LH1,LH2,LHB5,LHP1,LXE9,PX,QH1,QHB3,QHB5,QHP1,QMH,QN,QX,QXE,QXEK,QXK,SH1 SX1,SXC1,SXE1,VTE5,VX1,VXE,VXK,VXU1
	17231-ZE3-W01	1	-----	QA2,QH,QXHQ,SH,SM11,SX,VSP,VX
	17231-Z7E-000	COVER COMP., AIR CLEANER	1	0146691	LH,SHE,SXC,SXE
5	17232-Z1V-601	GROMMET, AIR CLEANER	1	-----	LH1,LH2,LHB5,LHP1,LXE9,PX,QH1,QHB3,QHB5,QHP1,QMH,QN,QX,QXE,QXEK,QXK,SH1 SX1,SXC1,SXE1,VTE5,VX1,VXE,VXK,VXU1
	17232-891-000	1	-----	QA2,QH,QXHQ,SH,SM11,SX,VSP,VX
	17232-Z1V-600	1	0146691	LH,SHE,SXC,SXE
6	17235-Z7E-003	NOSE, SILENCER	1	-----	LH1,LH2,LHB5,LHP1,LXE9,PX,QH1,QHB3,QHB5,QHP1,QMH,QN,QX,QXE,QXEK,QXK,SH1 SX1,SXC1,SXE1,VTE5,VX1,VXE,VXK,VXU1
	17235-ZH9-N01	1	-----	QA2,QH,QXHQ,SH,SM11,SX,VSP,VX
	17235-Z7E-000	1	0146691	LH,SHE,SXC,SXE
7	17238-ZE2-310	COLLAR, AIR CLEANER	2	-----	LH,QA2,QH,QXHQ,SH,SHE,SM11,SX,SXC,SXE,VSP,VX



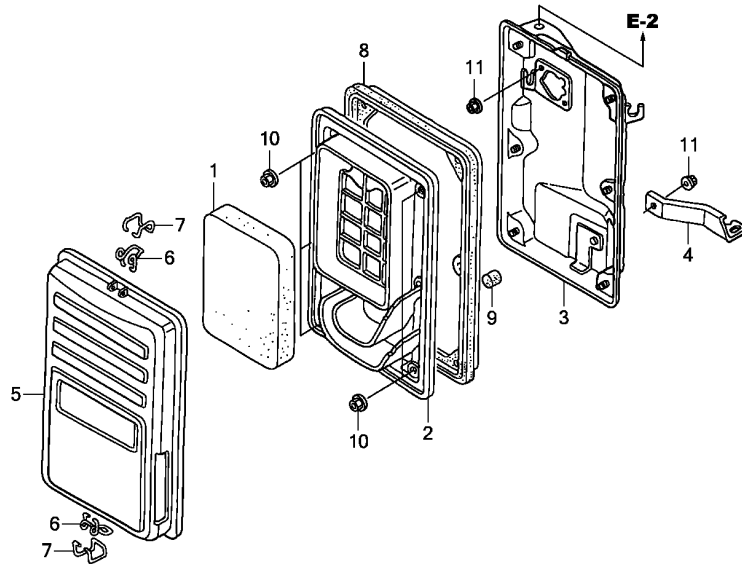


Ref. No.	Part No.	Description	Reqd. QTY		Serial No.	Parts catalogue code
			GX	H1		
(7)	17238-Z7B-003	COLLAR, AIR CLEANER	2			LH1,LH2,LHB5,LHP1,LXE9,PX,QH1,QHB3,QHB5,QHP1,QMH,QN,QX,QXE,QXEK,QXK,SH1 SX1,SXC1,SXE1,VTE5,VX1,VXE,VXK,VXU1
8	17239-Z1T-601	COLLAR B, AIR CLEANER	1			LH1,LH2,LHB5,LHP1,LXE9,PX,QH1,QHB3,QHB5,QHP1,QMH,QN,QX,QXE,QXEK,QXK,SH1 SX1,SXC1,SXE1,VTE5,VX1,VXE,VXK,VXU1
	17239-ZE1-000		1			QA2,QH,QXHQ,SH,SM11,SX,VSP,VX
	17239-Z1T-600		1	0146692		LH,SHE,SXC,SXE
9	17410-Z7E-003	ELBOW COMP., AIR CLEANER	1			LH1,LH2,LHB5,LHP1,LXE9,PX,QH1,QHB3,QHB5,QHP1,QMH,QN,QX,QXE,QXEK,QXK,SH1 SX1,SXC1,SXE1,VTE5,VX1,VXE,VXK,VXU1
	17410-ZH9-N00		1			QA2,QH,QXHQ,SH,SM11,SX,VSP,VX
	17410-Z7E-000		1	0146692		LH,SHE,SXC,SXE
10	90009-ZE2-003	BOLT-WASHER, 6X22	1			LH,QA2,QH,QXHQ,SH,SHE,SM11,SX,SXC,SXE,VX
	90009-Z1C-000		1			LH1,LH2,LHB5,LHP1,LXE9,PX,QH1,QHB3,QHB5,QHP1,QMH,QN,QX,QXE,QXEK,QXK,SH1 SX1,SXC1,SXE1,VTE5,VX1,VXE,VXK,VXU1
	90009-ZE2-003		1	0000518		VSP
11	90325-044-000	NUT, TOOL BOX SETTING	2			LH,QH,QXHQ,SH,SHE,SM11,SX,SXC,SXE,VSP,VX
	90201-Z1T-601		2			LH1,LH2,LHB5,LHP1,LXE9,PX,QH1,QHB3,QHB5,QHP1,QMH,QN,QX,QXE,QXEK,QXK,SH1 SX1,SXC1,SXE1,VTE5,VX1,VXE,VXK,VXU1
	90325-044-000		1			QA2
	90201-Z1T-600		2	0146692		LH,SHE,SXC,SXE
12	94050-06000	NUT, FLANGE, 6MM	2			LH,LH1,LH2,LHB5,LHP1,LXE9,PX,QA2,QH,QH1,QHB3,QHB5,QHP1,QMH,QN,QX,QXE,QXEK QXHQ,QXK,SH,SH1,SHE,SM11,SX,SX1,SXC,SXC1,SXE,SXE1,VSP,VTE5,VX,VX1,VXE,VXK VXU1
13	90203-ZA0-800	NUT, WING, 6MM(BLACK)	1			QA2

E-15-1

AIR CLEANER(2)

E14



Ref. No.	L.O.N.	(Relative ref. Number) Description	F.R.T.
1	3121B8	ELEMENT, AIR CLEANERINCLUDES: Air cleaner element -inspection	0.1
2	3121F0	SEPARATOR, AIR CLEANER	0.1
3	3121A5	CASE, AIR CLEANER	0.2
8	3121E8	SEAL, AIR CLEANER CASE	0.1

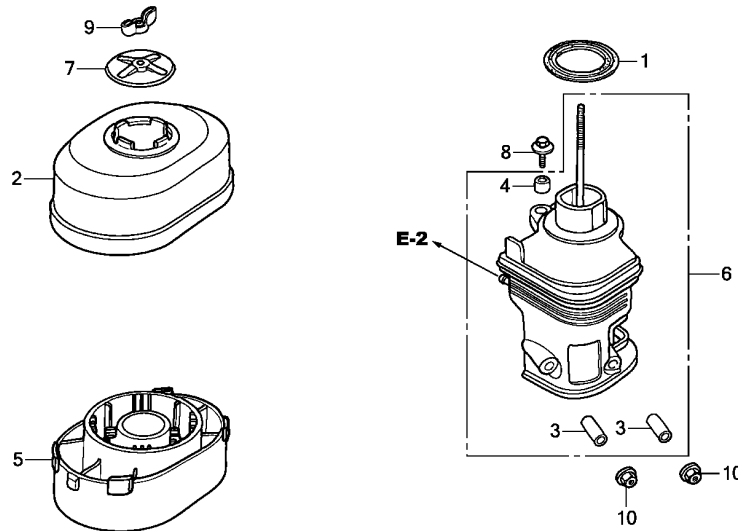
Ref. No.	Part No.	Description	Reqd. QTY		Serial No.	Parts catalogue code
			GX 390 H1			
1	17211-899-000	ELEMENT, AIR CLEANER	1	-----	-----	EDS1,EDT1,ES3S,ES4S,VPX4,VPXB,VPXE
2	17212-ZB4-003	SEPARATOR, AIR CLEANER	1	-----	-----	EDS1,EDT1,ES3S,ES4S,VPX4,VPXB,VPXE
3	17220-ZB4-003	CASE COMP., AIR CLEANER	1	-----	-----	EDS1,EDT1,ES3S,ES4S,VPX4,VPXB,VPXE
4	17222-ZC2-000	STAY, AIR CLEANER	1	-----	-----	EDS1,EDT1,ES3S,ES4S,VPX4,VPXB,VPXE
5	17231-899-000	COVER COMP., AIR CLEANER	1	-----	-----	EDS1,EDT1,ES3S,ES4S,VPX4,VPXB,VPXE
6	17235-899-000	CLIP A, AIR CLEANER WIRE	2	-----	-----	EDS1,EDT1,ES3S,ES4S,VPX4,VPXB,VPXE
7	17236-899-000	CLIP B, AIR CLEANER WIRE	2	-----	-----	EDS1,EDT1,ES3S,ES4S,VPX4,VPXB,VPXE
8	17252-899-000	SEAL, AIR CLEANER	1	-----	-----	EDS1,EDT1,ES3S,ES4S,VPX4,VPXB,VPXE
9	17367-413-690	FILTER, DRAIN TUBE	1	-----	-----	EDS1,EDT1,ES3S,ES4S,VPX4,VPXB,VPXE
10	94050-05000	NUT, FLANGE, 5MM	6	-----	-----	EDS1,EDT1,ES3S,ES4S,VPX4,VPXB,VPXE
11	94050-06000	NUT, FLANGE, 6MM	3	-----	-----	EDS1,EDT1,ES3S,ES4S,VPX4,VPXB,VPXE

2

E-15-2

AIR CLEANER(3)

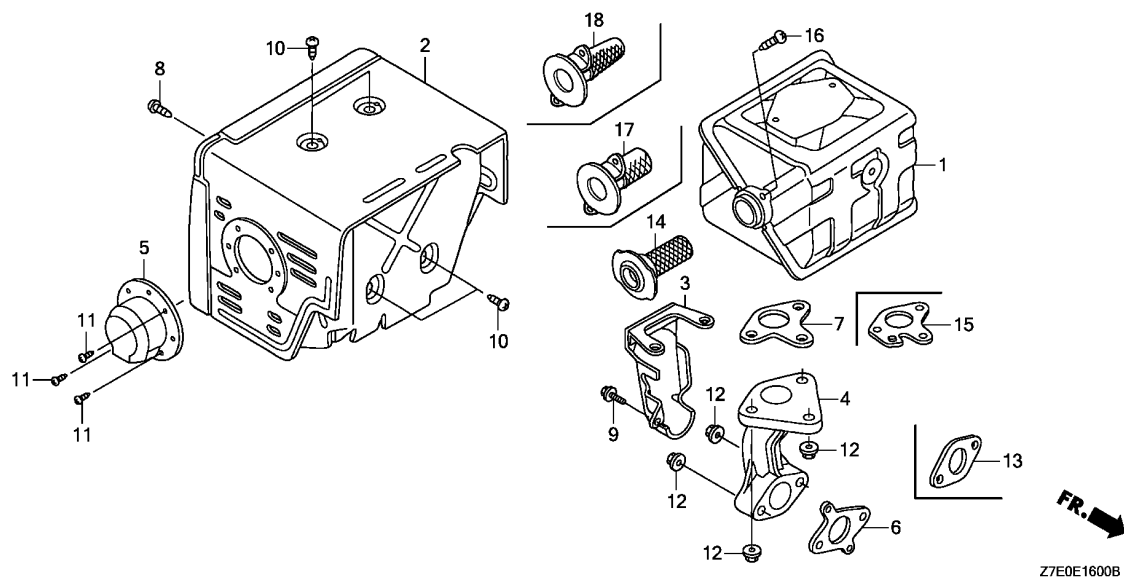
E15



Ref. No.	L.O.N.	(Relative ref. Number) Description	F.R.T.
1	3121E1	PACKING, ELBOW	0.1
5	3121E5	PAN, AIR CLEANER OIL	0.1
6	3121B4	ELBOW, AIR CLEANER	0.1

Ref. No.	Part No.	Description	Reqd. QTY		Serial No.	Parts catalogue code
			GX	H1		
1	16271-ZE2-010	PACKING, ELBOW	1		-----	QBE1,QHB1,QP,SWE2,SWX2
2	17230-ZE3-811	COVER COMP., AIR CLEANER (OIL BATH)	1		-----	QBE1,QHB1,QP,SWE2,SWX2
3	17238-ZE2-310	COLLAR, AIR CLEANER	2		-----	QBE1,QHB1,QP,SWE2,SWX2
4	17239-ZE1-000	COLLAR B, AIR CLEANER	1		-----	QBE1,QHB1,QP,SWE2,SWX2
5	17402-ZE3-810	PAN, CLEANER OIL(OIL BATH) ..	1		-----	QBE1,QHB1,QP,SWE2,SWX2
6	17410-ZE3-010	ELBOW COMP., AIR CLEANER	1		-----	QBE1,QHB1,QP,SWE2,SWX2
7	17420-ZE3-810	CAP COMP., AIR CLEANER	1		-----	QBE1,QHB1,QP,SWE2,SWX2
8	90009-Z1C-000	BOLT-WASHER, 6X22	1		-----	QBE1,QHB1,QP,SWE2,SWX2
9	90325-044-000	NUT, TOOL BOX SETTING	1		-----	QBE1,QHB1,QP,SWE2,SWX2
10	94050-06000	NUT, FLANGE, 6MM	2		-----	QBE1,QHB1,QP,SWE2,SWX2

2

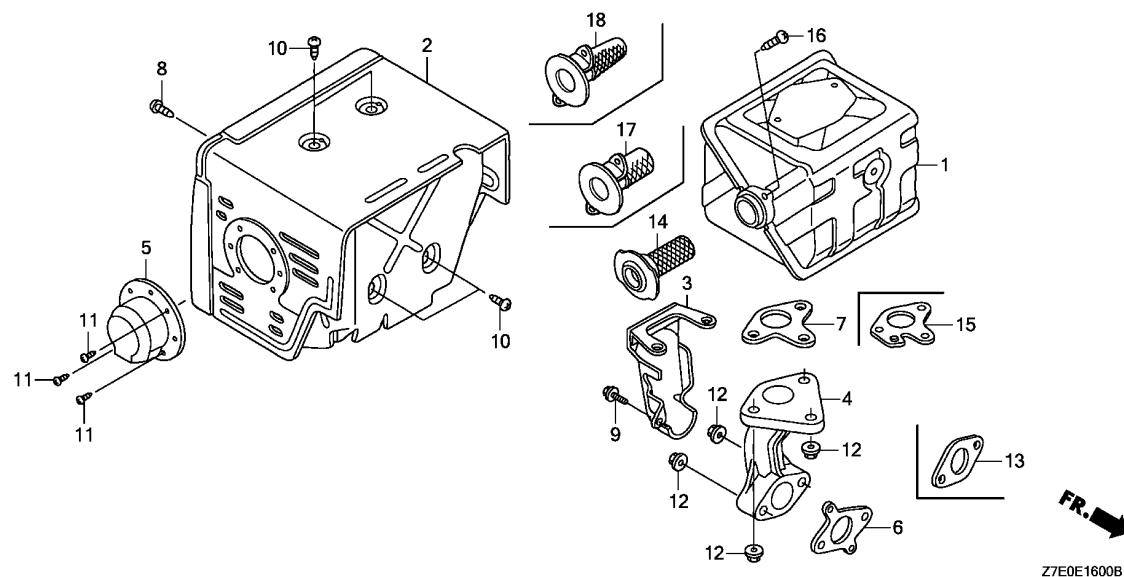


Ref. No.	L.O.N.	(Relative ref. Number) Description	F.R.T.
1	3131C5	MUFFLER, EXHAUST	0.2
2	3131D6	PROTECTOR, EXHAUST MUFFLER ...	0.2
4	3131C9	PIPE, EXHAUST	0.2
6		(13)	
6	3131B5	GASKET, EXHAUST PIPE	0.2
7		(15)	
7	3131B4	GASKET, EXHAUST MUFFLER	0.2
14		(17,18)	
14	3131A1	ARRESTER, SPARK	0.2
.INCLUDES: Spark arrester check			

Z7E0E1600B

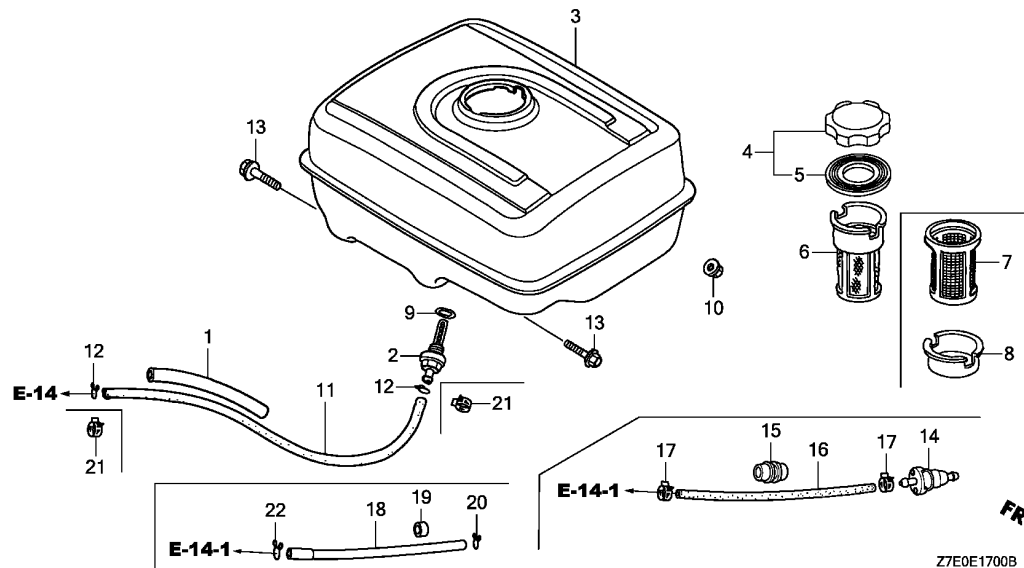
Ref. No.	Part No.	Description	Reqd. QTY	Serial No.	Parts catalogue code
			GX 390 H1		
1	18310-ZE2-W61	MUFFLER COMP.(100dB)	1	-----	LH,LH1,LH2,LHB5,LHP1,LXE9,PX,QA2,QBE1,QH,QH1,QHB1,QHB3,QHB5,QHP1,QMH,QN,QP,QX,QXE,QXEK,QXHQ,QXK,SH,SH1,SHE,SM11,SWE2,SWX2,SX,SX1,SXC,SXC1,SXE,SXE1,VPX4,VPXE,VSP,VTE5,VX,VX1,VXE,VXK,VXU1
2	18320-ZE2-W62	PROTECTOR COMP., MUFFLER	1	-----	LH1,LH2,LHB5,LHP1,LXE9,PX,QBE1,QH1,QHB1,QHB3,QHB5,QHP1,QMH,QN,QP,QX,QXE,QXEK,QXHQ,QXK,SH1,SWE2,SWX2,SX1,SXC1,SXE1,VTE5,VX1,VXE,VXK,VXU1
	18320-ZE2-W61	1	0059856	LH,QA2,QH,SH,SHE,SM11,SX,SXC,SXE,VSP,VX
	18320-ZE2-W62	1	0059857	LH,QA2,QH,SH,SHE,SM11,SX,SXC,SXE,VSP,VX
3	18323-ZE3-W40	PROTECTOR, EX. PIPE	1	-----	QA2,SM11
4	18330-ZE2-W00	PIPE, EX.	1	-----	LH,LH1,LH2,LHB5,LHP1,LXE9,PX,QA2,QBE1,QH,QH1,QHB1,QHB3,QHB5,QHP1,QMH,QN,QP,QX,QXE,QXEK,QXHQ,QXK,SH,SH1,SHE,SM11,SWE2,SWX2,SX,SX1,SXC,SXC1,SXE,SXE1,VSP,VTE5,VX,VX1,VXE,VXK,VXU1
5	18331-ZE3-811	CAP, MUFFLER	1	-----	LHP1,QHP1,QMH,QN,QP,SM11,SWX2
6	18333-ZF6-W01	GASKET, EX. PIPE	1	-----	LH,LH1,LH2,LHB5,LHP1,LXE9,PX,QA2,QBE1,QH,QH1,QHB1,QHB3,QHB5,QHP1,QMH,QN,QP,QX,QXE,QXEK,QXHQ,QXK,SH,SH1,SHE,SM11,SWE2,SWX2,SX,SX1,SXC,SXC1,SXE,SXE1,VSP,VTE5,VX,VX1,VXE,VXK,VXU1
7	18381-Z1C-801	GASKET, MUFFLER(THAI LEAKLESS)	1	-----	LH,QH,QXHQ,SH,SHE,SM11,SX,SXC,SXE,VX
	18381-ZE2-801	GASKET, MUFFLER (NIPPON LEAKLESS)	1	-----	LH1,LH2,LHB5,LHP1,LXE9,PX,QBE1,QH1,QHB1,QHB3,QHB5,QHP1,QMH,QN,QP,QX,QXE,QXEK,QXK,SH1,SWE2,SWX2,SX1,SXC1,SXE1,VTE5,VX1,VXE,VXK,VXU1
	18381-ZE2-800	1	-----	VSP
8	90006-ZE2-000	SCREW, TAPPING, 6X10	1	-----	LH,LH1,LH2,LHB5,LHP1,LXE9,PX,QA2,QBE1,QH,QH1,QHB1,QHB3,QHB5,QHP1,QMH,QN,QP,QX,QXE,QXEK,QXHQ,QXK,SH,SH1,SHE,SM11,SWE2,SWX2,SX,SX1,SXC,SXC1,SXE,SXE1,VSP,VTE5,VX,VX1,VXE,VXK,VXU1
9	90013-883-000	BOLT, FLANGE, 6X12(CT200) ...	1	-----	QA2,SM11
10	90050-ZE1-000	SCREW, TAPPING, 5X8	4	-----	LH,LH1,LH2,LHB5,LHP1,LXE9,PX,QA2,QBE1,QH,QH1,QHB1,QHB3,QHB5,QHP1,QMH,QN,QP,QX,QXE,QXEK,QXHQ,QXK,SH,SH1,SHE,SM11,SWE2,SWX2,SX,SX1,SXC,SXC1,SXE,SXE1,VSP,VTE5,VX,VX1,VXE,VXK,VXU1





Z7E0E1600B

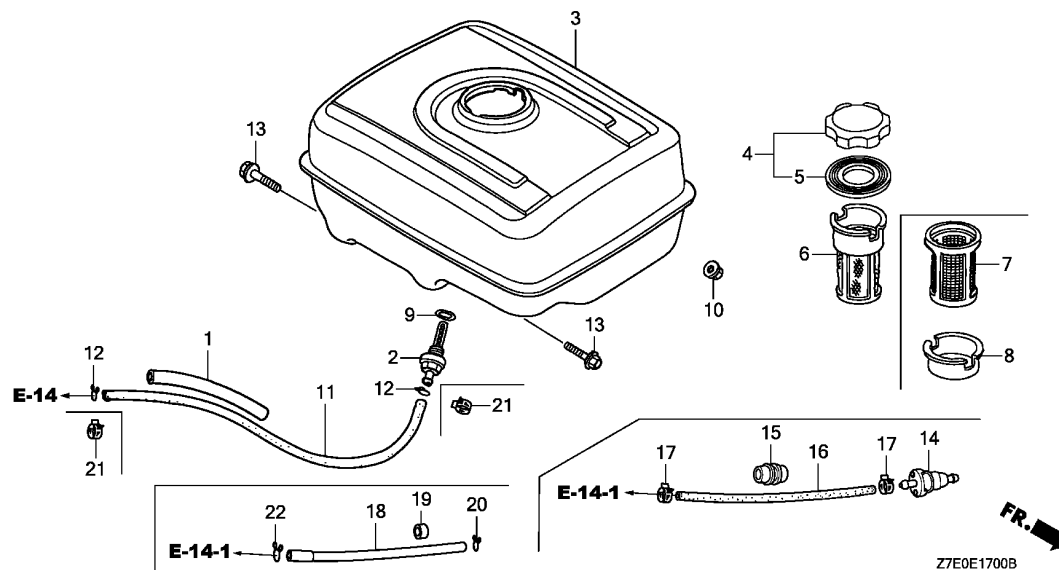
Ref. No.	Part No.	Description	Reqd. QTY		Serial No.	Parts catalogue code
			GX 390 H1			
11	90055-ZE1-000	SCREW, TAPPING, 4X6	3	-----	-----	LHP1,QHP1,QMH,QN,QP,SM11,SWX2
12	94050-08000	NUT, FLANGE, 8MM	5	-----	-----	LH,LH1,LH2,LHB5,LHP1,LXE9,PX,QA2,QBE1,QH,QH1,QHB1,QHB3,QHB5,QHP1,QMH,QN,QP,QX,QXE,QXEK,QXHQ,QXK,SH,SH1,SHE,SM11,SWE2,SWX2,SX,SX1,SXC,SXC1,SXE,SXE1,VPX4,VPXE,VSP,VTE5,VX,VX1,VXE,VXK,VXU1
13	18333-ZE3-800	GASKET, EX. PIPE	2	-----	-----	VPXB
	18333-ZE3-801	1	-----	-----	VPX4
	18333-ZE3-801	1	-----	-----	VPXE
14	18355-ZE2-W00	ARRESTER, SPARK	(1)	-----	-----	LXE9,QBE1,QHB1,VPXB
		1	-----	-----	QA2,VPX4,VPXE
15	18381-ZE2-W10	GASKET, MUFFLER (ARRESTER) (NIPPON LEAKLESS)	(1)	-----	-----	LXE9,QBE1,QHB1,VPXB
	18381-Z8S-801	GASKET, MUFFLER (ARRESTER) (THAI LEAKLESS)	1	-----	-----	QA2
	18381-ZE2-W10	GASKET, MUFFLER (ARRESTER) (NIPPON LEAKLESS)	1	-----	-----	QA2,VPX4,VPXE
16	90050-ZE1-000	SCREW, TAPPING, 5X8	1	-----	-----	QA2,VPX4,VPXE
	90055-ZE1-000	SCREW, TAPPING, 4X6	(1)	-----	-----	VPXB
17	18350-Z5T-800	ARRESTER COMP., SPARK	(1)	-----	-----	VPXB
18	18355-ZE3-010	ARRESTER, SPARK	(1)	-----	-----	VPXB



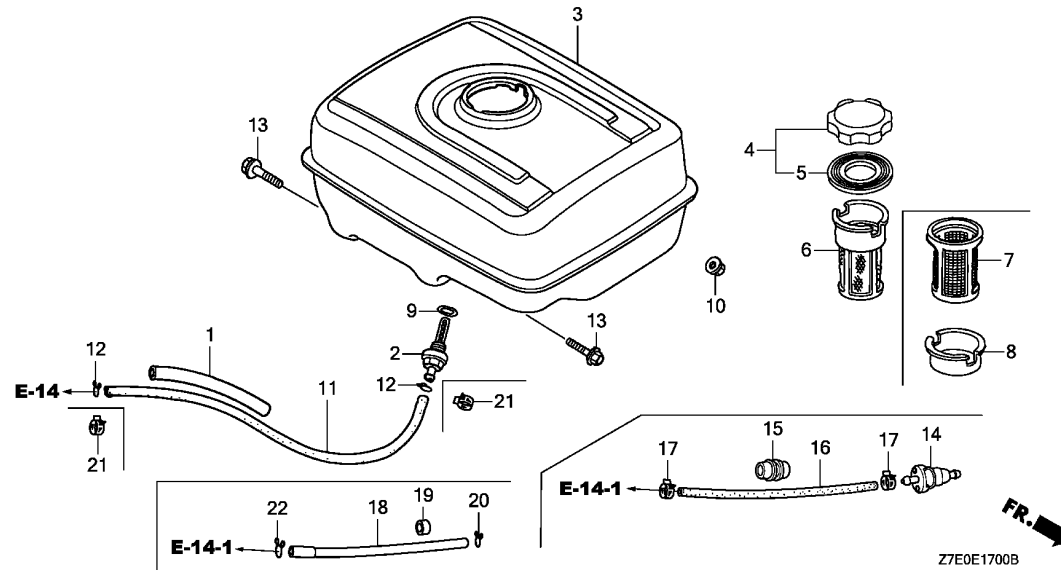
Ref. No.	L.O.N.	(Relative ref. Number) Description	F.R.T.
2		(9)	
3101H6		JOINT, FUEL STRAINER	0.2
3		TANK, FUEL	0.2
4		(5)	
3101M7		CAP, FUEL FILLER	0.1
6		(7,8)	
3101A6		FILTER, FUEL	0.1
11		TUBE, FUEL TANK	0.2
14		STRAINER, FUEL	0.2
16		(18)	
3101G0		TUBE, FUEL STRAINER	0.2

Ref. No.	Part No.	Description	Reqd. QTY		Serial No.	Parts catalogue code
			GX 390 H1			
1	16854-ZH8-000	RUBBER, SUPPORTER(107MM)	1		LH, LH1, LH2, LHB5, LHP1, LXE9, PX, QA2, QBE1, QH, QH1, QHB1, QHB3, QHB5, QHP1, QMH, QN, QP, QX, QXE, QXEK, QXHQ, QXK, SH, SH1, SHE, SM11, SWE2, SWX2, SX, SX1, SXC, SXC1, SXE, SXE1, VSP, VX, VX1, VXE, VVK, VXU1	
2	16955-ZE1-000 16955-Z1T-010	JOINT, FUEL TANK	1		LH, QA2, QH, QXHQ, SH, SHE, SM11, SX, SXC, SXE, VSP, VX	
3	17510-ZE3-801ZC *NH31*.....MCKINLEY WHITE	TANK COMP., FUEL	1		LH1, LH2, LHB5, LHP1, LXE9, PX, QBE1, QH1, QHB1, QHB3, QHB5, QHP1, QMH, QN, QP, QX, QXE, QXEK, QXHQ, QXK, SH, SH1, SHE, SM11, SWE2, SWX2, SX, SX1, SXC, SXC1, SXE, SXE1, VX, VX1, VXE, VVK, VXU1	
	17510-ZE3-801ZA	*NH1*.....BLACK	1		QXHQ, SX	
	17510-ZE3-030ZA	*NH31*.....MCKINLEY WHITE	1		VSP	
4	17620-Z1T-800	CAP COMP., FUEL FILLER (CHROME PLATED)(TOYOSHA)	1		LH, LH1, LH2, LHB5, LHP1, LXE9, PX, QA2, QBE1, QH, QH1, QHB1, QHB3, QHB5, QHP1, QMH, QN, QP, QX, QXE, QXEK, QXHQ, QXK, SH, SH1, SHE, SM11, SWE2, SWX2, SX, SX1, SXC, SXC1, SXE, SXE1, VX, VX1, VXE, VVK, VXU1	
	17620-Z0T-813	CAP COMP., FUEL FILLER (CHROME PLATED)(RADICON)	1		VSP	
5	17631-Z1T-800	PACKING, FUEL FILLER CAP (39X62X3)(TOYOSHA)	1		LH, LH1, LH2, LHB5, LHP1, LXE9, PX, QA2, QBE1, QH, QH1, QHB1, QHB3, QHB5, QHP1, QMH, QN, QP, QX, QXE, QXEK, QXHQ, QXK, SH, SH1, SHE, SM11, SWE2, SWX2, SX, SX1, SXC, SXC1, SXE, SXE1, VX, VX1, VXE, VVK, VXU1	
	17631-Z0T-801	PACKING, FUEL FILLER CAP (39X62X3)(RADICON)	1		VSP	
6	17672-Z1T-000 17672-ZE2-W01	FILTER, FUEL	1		LHB5, QHB3, QHB5, QN, QP, SWX2, SXC1	
7	17672-880-000	FILTER, FUEL	1		SM11	
8	17673-893-000	HOLDER, FUEL FILTER	1		SXC	



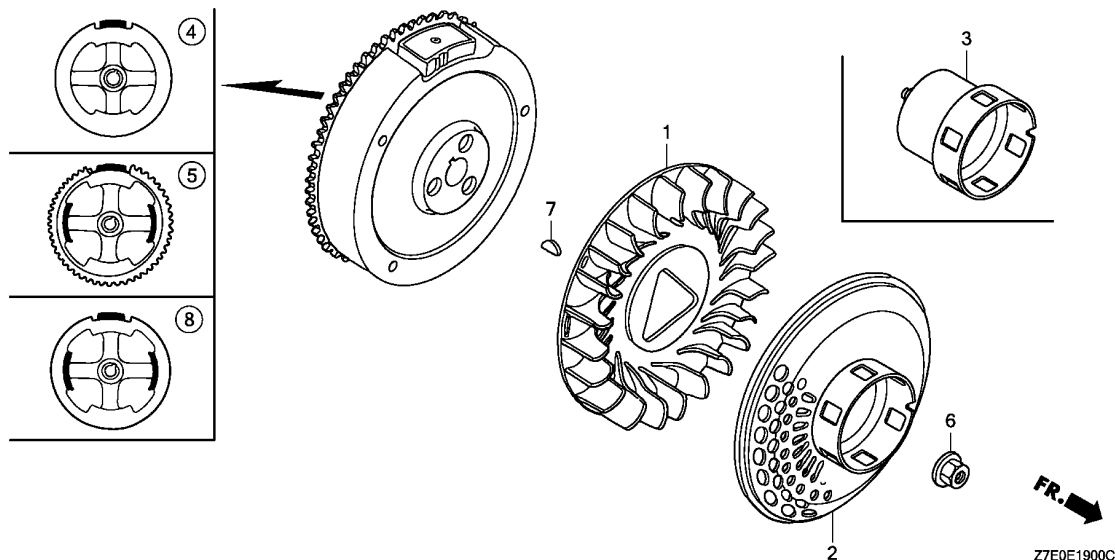


Ref. No.	Part No.	Description	Reqd. QTY		Serial No.	Parts catalogue code
			GX 390 H1			
9	91353-671-004	O-RING, 14MM(NOK)	1		LH, LH1, LH2, LHB5, LHP1, LXE9, PX, QBE1, QH, QH1, QHB1, QHB3, QHB5, QHP1, QMH, QN, QP, QX, QXE, QXEK, QXK, SH, SH1, SHE, SM11, SWE2, SWX2, SX, SX1, SXC, SXC1, SXE, SXE1, VSP, VX, VX1, VXE, VXX, VXU1	
	91353-Z7E-003	O-RING, 14MM	1		QA2, QXHQ	
10	94050-08000	NUT, FLANGE, 8MM	2		LH, LH1, LH2, LHB5, LHP1, LXE9, PX, QA2, QBE1, QH, QH1, QHB1, QHB3, QHB5, QHP1, QMH, QN, QP, QX, QXE, QXEK, QXHQ, QXK, SH, SH1, SHE, SM11, SWE2, SWX2, SX, SX1, SXC, SXC1, SXE, SXE1, VSP, VX, VX1, VXE, VXX, VXU1	
11	95001-45235-40	TUBE, FUEL, 4.5X235 (95001-45001-60M)	1		LH, LH1, LH2, LHB5, LHP1, LXE9, PX, QA2, QH, QH1, QHB3, QHB5, QHP1, QMH, QN, QP, QX, QXE, QXEK, QXHQ, QXK, SH, SH1, SHE, SM11, SWE2, SWX2, SX, SX1, SXC, SXC1, SXE, SXE1, VSP, VX, VX1, VXE, VXX, VXU1	
	91424-Z5L-802	TUBE, FUEL, 4.5X235(FKM)	1		QBE1, QHB1	
12	95002-02080	CLIP, TUBE(B8)	2		LH, LH1, LH2, LHB5, LHP1, LXE9, PX, QA2, QH, QH1, QHB3, QHB5, QHP1, QMH, QN, QP, QX, QXE, QXEK, QXHQ, QXK, SH, SH1, SHE, SM11, SWE2, SWX2, SX, SX1, SXC, SXC1, SXE, SXE1, VSP, VX, VX1, VXE, VXX, VXU1	
13	95701-08025-00	BOLT, FLANGE, 8X25	2		LH, LH1, LH2, LHB5, LHP1, LXE9, PX, QA2, QBE1, QH, QH1, QHB1, QHB3, QHB5, QHP1, QMH, QN, QP, QX, QXE, QXEK, QXHQ, QXK, SH, SH1, SHE, SM11, SWE2, SWX2, SX, SX1, SXC, SXC1, SXE, SXE1, VSP, VX, VX1, VXE, VXX, VXU1	
14	16910-GB2-005	STRAINER COMP., FUEL	1		VPX4, VPXB, VPXE	
15	90854-ZB3-000	RUBBER, FUEL(9X15X20)	1		VPX4, VPXB, VPXE	
16	91424-Z4K-801	TUBE, FUEL, 4.5X180(FKM)	1		VPX4	
	91424-Z4K-802		1		VPXB, VPXE	
17	95002-40800-08	CLAMP, TUBE(d8)	2		VPX4, VPXB, VPXE	
18	16851-Z7E-800	TUBE, FUEL, 4.5X150	1		ES2, VS4, VS6, VSB4	
	16851-Z7E-810	TUBE, FUEL, 4.5X250	1		VMQ3, VMT3	
19	90854-ZB2-000	RUBBER, FUEL(9X15X10)	1		ES2, VMQ3, VMT3, VS4, VS6, VSB4	
20	95002-02080	CLIP, TUBE(B8)	1		ES2, VMQ3, VMT3, VS4, VS6, VSB4	



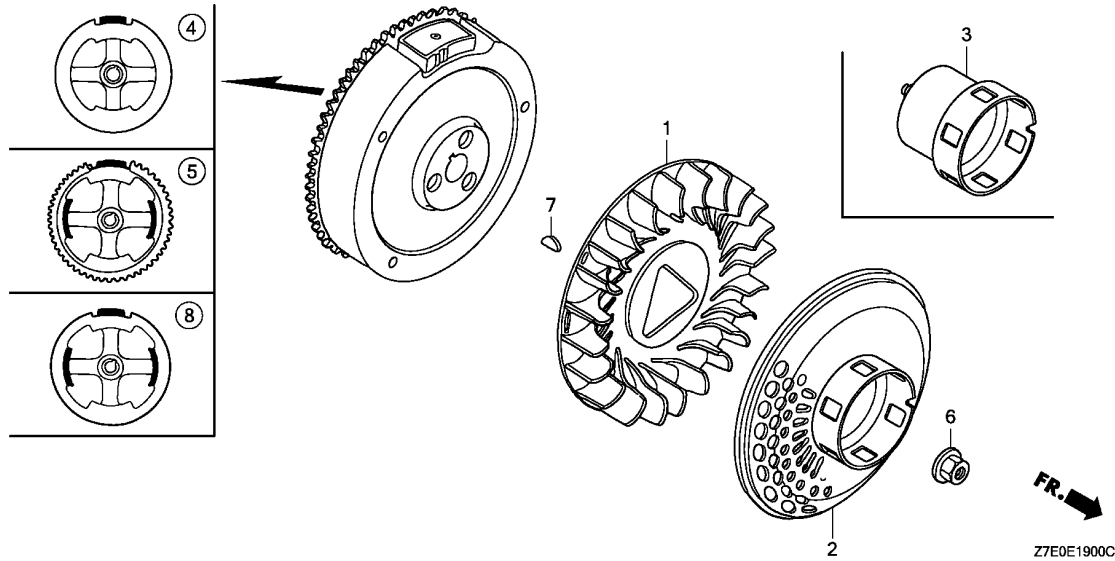
Ref. No.	Part No.	Description	Reqd. QTY		Serial No.	Parts catalogue code
			GX	H1		
21	95002-40800-08	CLAMP, TUBE(D8)	2		-----	QBE1,QHB1
22	95002-50000	CLIP, TUBE(C9)	1		-----	ES2,VMQ3,VMT3,VS4,VS6,VSB4





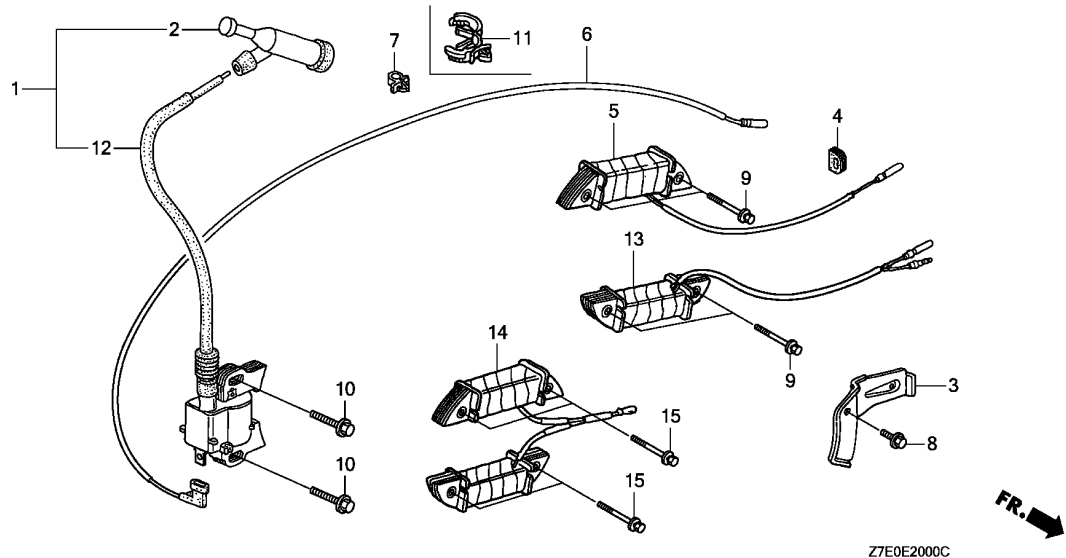
Ref. No.	L.O.N.	(Relative ref. Number) Description	F.R.T.
1	1141G7	FAN, ENGINE COOLING (3)	0.2
2	1121A9	PULLEY, RECOIL STARTER (5,8)	0.2
4	2161B5	FLYWHEEL	0.3

Ref. No.	Part No.	Description	Reqd. QTY	Serial No.	Parts catalogue code
			GX 390 H1		
1	19511-Z7E-000	FAN, COOLING	1	-----	ES2,ES3S,ES4S,LH,LH1,LH2,LHB5,LHP1,LXE9,PX,QA2,QBE1,QH,QH1,QHB1,QHB3,QHB5,QHP1,QMH,QN,QP,QX,QXE,QXEK,QXHQ,QXK,SH,SH1,SHE,SM11,SWE2,SWX2,SX,SX1,SXC,SXC1,SXE,SXE1,VMQ3,VMT3,VPXB,VPXE,VS4,VS6,VS4,VS6,VS4,VTE5,VX,VX1,VXE,VXK,VXU1
	19511-ZE3-000	1	0007967	EDS1,EDT1,VPX4,VSP
	19511-Z7E-000	1	0007968	VPX4,VSP
2	28450-Z7E-000	PULLEY COMP., STARTER	1	-----	LH,LH1,LH2,LHB5,LHP1,LXE9,PX,QBE1,QH,QH1,QHB1,QHB3,QHB5,QHP1,QMH,QP,QX,QXE,QXEK,QXHQ,QXK,SH,SH1,SHE,SWE2,SWX2,SX,SX1,SXC,SXC1,SXE,SXE1,VTE5,VX,VX1,VXE,VXK,VXU1
	28450-ZE3-W11	PULLEY COMP., STARTER (SCREEN GRID)	1	0001866	VSP
	28450-Z7E-000	PULLEY COMP., STARTER	1	0001867	VSP
3	28451-Z7E-000	PULLEY, STARTER	1	-----	ES2,ES3S,ES4S,QA2,QN,SM11,VMQ3,VMT3,VPXB,VPXE,VS4,VS6,VS4
	28451-ZE3-W01	1	0001866	VPX4
	28451-Z7E-000	1	0002756	EDS1,EDT1
	28451-Z7E-000	1	0001867	VPX4
	28451-Z7E-000	1	0002757	EDS1,EDT1
4	31110-Z7E-801	FLYWHEEL COMP.	1	-----	ES2,ES3S,LH1,LH2,LHB5,PX,QA2,QH,QH1,QHB1,QHB3,QHB5,QHP1,QMH,QN,QX,QXHQ,QXK,SH,SH1,SM11,SX,SX1,SXC1,VPXB,VS4,VS4,VX,VX1
	31100-ZE3-701	1	0001866	EDT1,VPX4,VSP
	31110-Z7E-801	1	0139755	LH,SXC
	31110-Z7E-602	1	0001867	EDT1,VPX4,VSP
	31110-Z7E-821	1	0139756	LH,SXC
5	31110-Z7E-821	FLYWHEEL COMP.(SEL-LAMP)	1	-----	ES4S,LXE9,QBE1,QXE,QXEK,SWE2,SXE1,VMT3,VPXE,VS6,VTE5,VXE,VXK,VXU1
	31100-ZE3-722	1	0002757	EDS1
	31110-Z7E-821	1	0132917	SHE,SXE
	31110-Z7E-612	1	0002758	EDS1
	31110-Z7E-612	1	0132918	SHE,SXE
6	90201-ZE3-790	NUT, SPECIAL, 16MM	1	-----	EDS1,EDT1,ES3S,ES4S,VPX4,VPXB,VPXE,VSP



Ref. No.	Part No.	Description	Reqd. QTY		Serial No.	Parts catalogue code
			GX	H1		
(6)	90201-ZE3-V00	NUT, SPECIAL, 16MM	1	-----	-----	ES2,LH,LH1,LH2,LHB5,LHP1,LXE9,PX,QA2,QBE1,QH,QH1,QHB1,QHB3,QHB5,QHP1,QMH QN,QP,QX,QXE,QXEK,QXHQ,QXK,SH,SH1,SHE,SM11,SWE2,SWX2,SX,SX1,SXC,SXC1,SXE SXE1,VMQ3,VMT3,VS4,VS6,VS6,VS6,VTE5,VX,VX1,VXE,VXK,VXU1
7	90741-ZE2-000	KEY, SPECIAL WOODRUFF, 25X18	1	-----	-----	
8	31110-Z7E-811	FLYWHEEL COMP.(LAMP)	1	-----	-----	LHP1,QP,SWX2,VMQ3



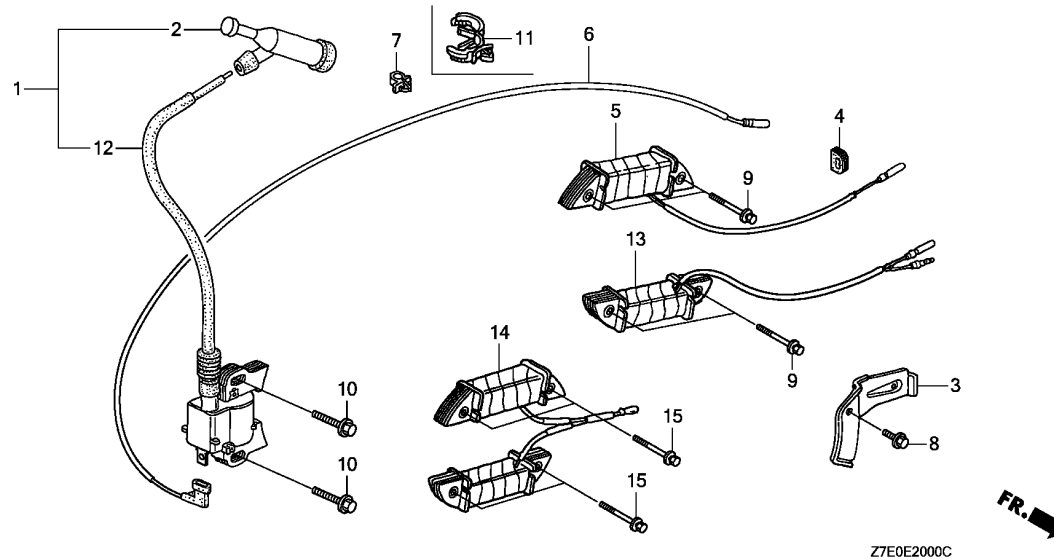


Ref. No.	L.O.N.	(Relative ref. Number) Description	F.R.T.
1	(12)	COIL, IGNITION(ONE)	0.2
2	6141B8	TERMINAL, HIGH TENSION	0.1
5	6131C3	COIL, CHARGE	0.4
6	6111B3	CORD, STOP SWITCH	0.3
13	(14)	COIL, LAMP	0.4

Z7E0E2000C

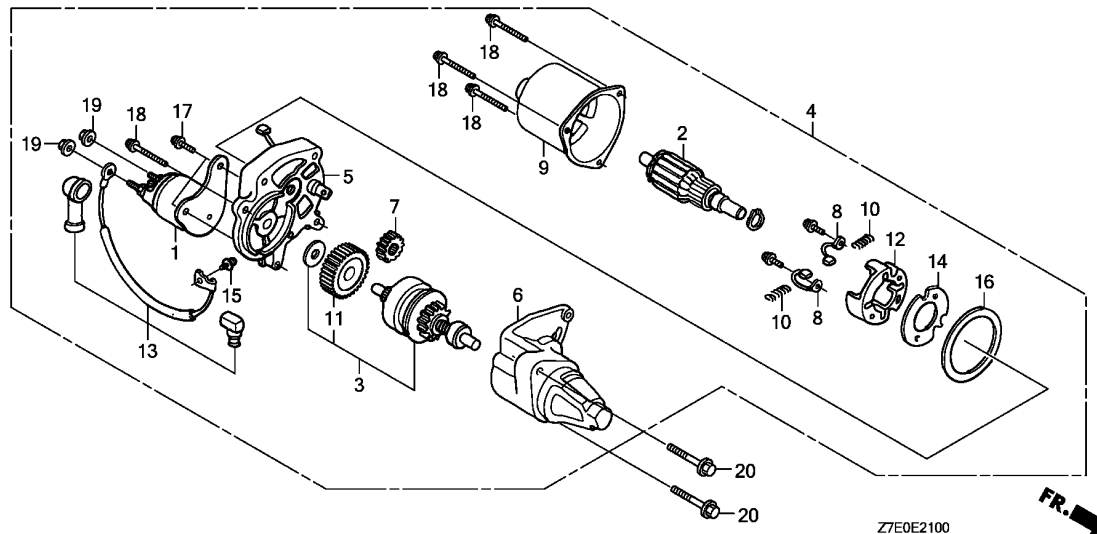


Ref. No.	Part No.	Description	Reqd. QTY	Serial No.	Parts catalogue code
			GX 390 H1		
1	30500-Z7E-003	COIL ASSY., IGNITION	1	-----	ES2,ES3S,ES4S,LH,LH1,LH2,LHB5,LHP1,LXE9,PX,QA2,QBE1,QH,QH1,QHB1,QHB3,QHB5,QHP1,QMH,QN,QP,QX,QXE,QXEK,QXHQ,QXK,SH,SH1,SHE,SM11,SWE2,SWX2,SX,SX1,SXC,SXC1,SXE,SXE1,VMQ3,VMT3,VPXB,VPXE,VS4,VS6,VSB4,VTE5,VX,VX1,VXE,VXK,VXU1
2	30700-Z1T-003	CAP ASSY., NOISE SUPPRESSOR -	1	0001592	EDS1,EDT1,VPX4
	30700-Z1C-811	CAP ASSY., NOISE SUPPRESSOR (NGK Y-EZD)	1	-----	VSP
	30700-ZE1-013	CAP ASSY., NOISE SUPPRESSOR (NICHIIWA Y-EZ RTFM256)	1	0001591	EDS1,EDT1
			1	0002904	VPX4
	30700-Z1T-003	CAP ASSY., NOISE SUPPRESSOR -	1	0001592	EDS1,EDT1
			1	0002905	VPX4
3	31511-ZE3-000	CLAMPER, CORD	1	-----	EDS1
	31511-Z7E-000	1	-----	ES4S,LHP1,LXE9,QBE1,QP,QXE,QXEK,SHE,SWE2,SWX2,SXE,SXE1,VMQ3,VMT3,VPXE,VS6,VTE5,VXE,VXK,VXU1
4	31512-ZE2-000	GROMMET, CORD	1	-----	
5	31630-ZE1-013	COIL ASSY., CHARGE(1A)	1	-----	EDS1,ES4S,LXE9,QBE1,QXE,QXEK,SHE,SWE2,SXE,SXE1,VMT3,VPXE,VS6,VTE5,VXE,VXK,VXU1
6	36101-ZE3-800	CORD, STOP SWITCH(470MM)	1	-----	EDS1,EDT1,ES2,ES3S,ES4S,VS4,VS6,VSB4
	36101-ZE2-701	CORD, STOP SWITCH(430MM)	1	-----	LH,LH1,LH2,LHB5,LHP1,LXE9,PX,QA2,QBE1,QH,QH1,QHB1,QHB3,QHB5,QHP1,QMH,QN,QP,QX,QXE,QXEK,QXHQ,QXK,SH,SH1,SHE,SM11,SWE2,SWX2,SX,SX1,SXC,SXC1,SXE,SXE1,VMQ3,VMT3,VPX4,VPXB,VPXE,VSP,VTE5,VX,VX1,VXE,VXK,VXU1
7	36103-ZE1-000	HOLDER, STOP SWITCH CORD	1	-----	ES2,ES3S,LH,LH1,LH2,LHB5,LHP1,LXE9,QBE1,QH,QH1,QHB1,QHB3,QHB5,QHP1,QMH,QN,QP,QXE,QXEK,SH,SH1,SHE,SM11,SWE2,SXE,SXE1,VMQ3,VMT3,VS4,VSB4,VTE5,VXE,VXK,VXU1



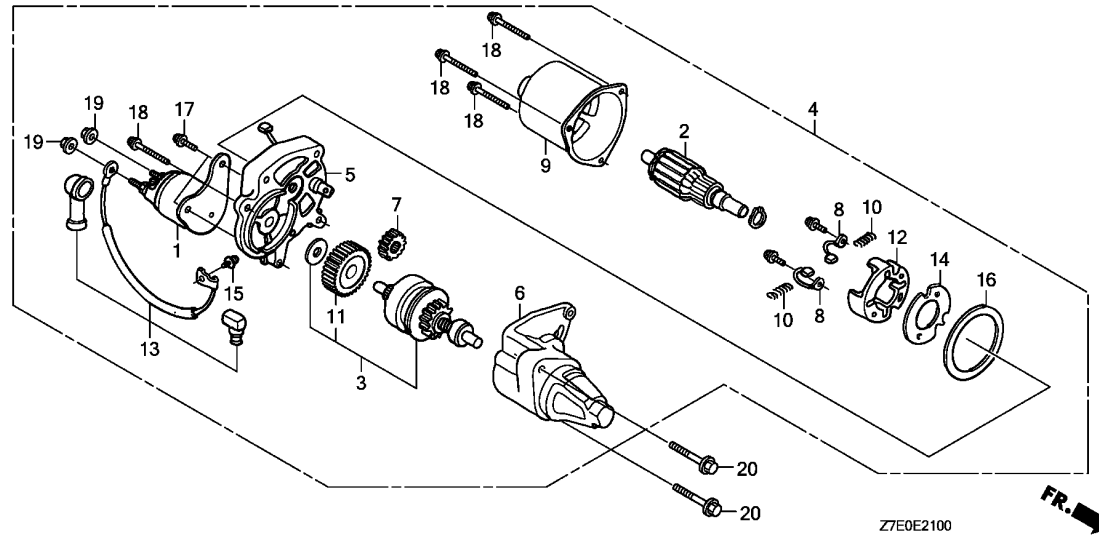
Z7E0E2000C

Ref. No.	Part No.	Description	Reqd. QTY		Serial No.	Parts catalogue code
			GX	H1		
8	90013-883-000	BOLT, FLANGE, 6X12(CT200)	...	1	-----	EDS1,ES4S,LHP1,LXE9,QBE1,QP,QXE,QXEK,SHE,SWE2,SWX2,SXE,SXE1,VMQ3,VMT3
9	90014-ZE6-000	BOLT, FLANGE, 6X35(CT200)	...	2	-----	VPXE,VS6,VTE5,VXE,VXK,VXU1
	90012-888-000	BOLT, FLANGE, 6X40(CT200)	...	2	-----	LHP1
	90017-883-000	BOLT, FLANGE, 6X32(CT200)	...	2	-----	VMQ3,VMT3
10	90015-883-000	BOLT, FLANGE, 6X28(CT200)	...	2	-----	
11	90684-Z7E-000	CLIP, HARNESS	1	-----	PX,QA2,QX,QXHQ,QXK,SWX2,SX,SX1,SXC,SXC1,VPXB,VX,VX1
	90684-ZA0-601	1	0011400	EDT1,VPX4,VSP
	90684-Z7E-000	1	0011401	EDT1,VPX4,VSP
12	30500-Z1C-023	COIL ASSY., IGNITION	1	-----	VSP
	30500-ZF6-W03	1	0001591	EDS1,EDT1,VPX4
13	31510-ZE1-811	COIL ASSY., LAMP(12V/25W)	...	1	-----	LHP1
	31510-ZE1-003	COIL ASSY., LAMP(12V/15W)	...	1	-----	VMQ3,VMT3
14	31510-ZE2-811	COIL ASSY., LAMP(12V/50W)	...	1	-----	QP,SWX2
15	90012-888-000	BOLT, FLANGE, 6X40(CT200)	...	4	-----	QP,SWX2



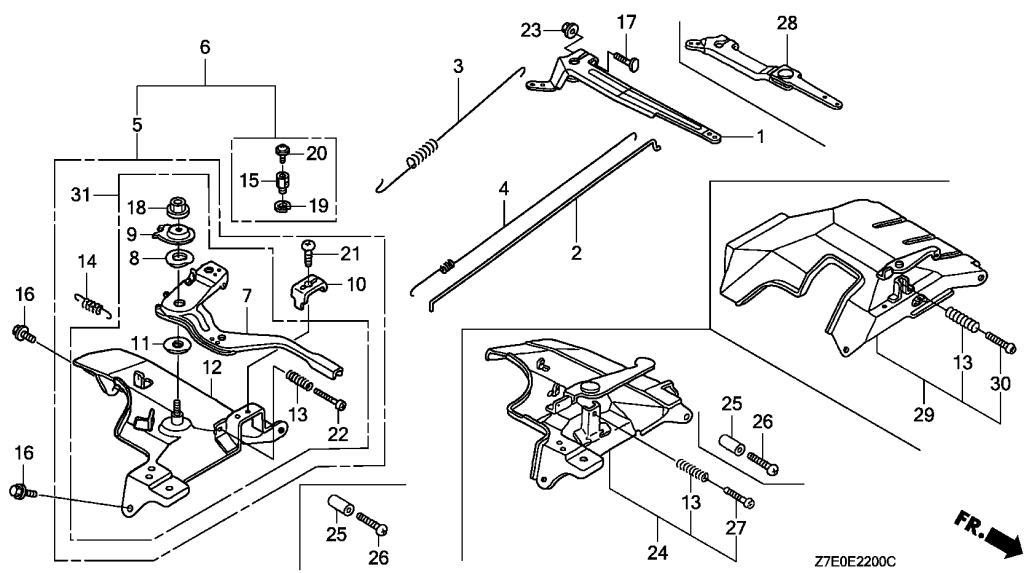
Ref. No.	L.O.N.	(Relative ref. Number) Description	F.R.T.
1	6121E5	CONTACTOR, STARTER	0.2
2	6121A0	ARMATURE, STARTER	0.4
3	6121B0	CLUTCH, OVERRUNNING	0.4
4	6121D5	MOTOR, STARTER	0.2
5	6121C3	BRACKET, STARTER :CENTER	0.4
6	6121D2	BRACKET, STARTER :FRONT	0.3
8	6121A9	BRUSH, STARTER	0.4

Ref. No.	Part No.	Description	Reqd. QTY		Serial No.	Parts catalogue code
			GX 390 H1			
1	31204-ZA0-003	CONTACTOR ASSY.	1	-----	-----	EDS1,ES4S,LXE9,QBE1,QXE,QXEK,SHE,SWE2,SXE,SXE1,VMT3,VPXE,VS6,VTE5,VXE,VXK VXU1
2	31206-ZE3-003	ARMATURE COMP.	1	-----	-----	EDS1,ES4S,LXE9,QBE1,QXE,QXEK,SHE,SWE2,SXE,SXE1,VMT3,VPXE,VS6,VTE5,VXE,VXK VXU1
3	31207-ZE3-003	CLUTCH COMP., OVERRUNNING ...	1	-----	-----	EDS1,ES4S,LXE9,QBE1,QXE,QXEK,SHE,SWE2,SXE,SXE1,VMT3,VPXE,VS6,VTE5,VXE,VXK VXU1
4	31210-ZE3-023	MOTOR UNIT, STARTER	1	-----	-----	EDS1,ES4S,LXE9,QBE1,QXE,QXEK,SHE,SWE2,SXE,SXE1,VMT3,VPXE,VS6,VTE5,VXE,VXK VXU1
5	31211-ZE2-003	BRACKET, CENTER	1	-----	-----	EDS1,ES4S,LXE9,QBE1,QXE,QXEK,SHE,SWE2,SXE,SXE1,VMT3,VPXE,VS6,VTE5,VXE,VXK VXU1
6	31212-ZE3-003	BRACKET, FR.	1	-----	-----	EDS1,ES4S,LXE9,QBE1,QXE,QXEK,SHE,SWE2,SXE,SXE1,VMT3,VPXE,VS6,VTE5,VXE,VXK VXU1
7	31213-ZE2-003	GEAR, DRIVE PINION	1	-----	-----	EDS1,ES4S,LXE9,QBE1,QXE,QXEK,SHE,SWE2,SXE,SXE1,VMT3,VPXE,VS6,VTE5,VXE,VXK VXU1
8	31215-ZE2-003	BRUSH	2	-----	-----	EDS1,ES4S,LXE9,QBE1,QXE,QXEK,SHE,SWE2,SXE,SXE1,VMT3,VPXE,VS6,VTE5,VXE,VXK VXU1
9	31218-ZE3-003	YOKE COMP.	1	-----	-----	EDS1,ES4S,LXE9,QBE1,QXE,QXEK,SHE,SWE2,SXE,SXE1,VMT3,VPXE,VS6,VTE5,VXE,VXK VXU1
10	31219-ZE2-003	SPRING, BRUSH RETURN	4	-----	-----	EDS1,ES4S,LXE9,QBE1,QXE,QXEK,SHE,SWE2,SXE,SXE1,VMT3,VPXE,VS6,VTE5,VXE,VXK VXU1
11	31222-ZE3-791	GEAR, REDUCTION	1	-----	-----	EDS1,ES4S,LXE9,QBE1,QXE,QXEK,SHE,SWE2,SXE,SXE1,VMT3,VPXE,VS6,VTE5,VXE,VXK VXU1
12	31231-ZE2-003	HOLDER, BRUSH	1	-----	-----	EDS1,ES4S,LXE9,QBE1,QXE,QXEK,SHE,SWE2,SXE,SXE1,VMT3,VPXE,VS6,VTE5,VXE,VXK VXU1
13	31232-ZE3-003	WIRE, WATER COVER	1	-----	-----	EDS1,ES4S,LXE9,QBE1,QXE,QXEK,SHE,SWE2,SXE,SXE1,VMT3,VPXE,VS6,VTE5,VXE,VXK VXU1



Ref. No.	Part No.	Description	Reqd. QTY		Serial No.	Parts catalogue code
			GX	H1		
14	31233-ZE2-003	INSULATOR	1	-----	-----	EDS1,ES4S,LXE9,QBE1,QXE,QXEK,SHE,SWE2,SXE,SXE1,VMT3,VPXE,VS6,VTE5,VXE,VXK VXU1
15	90110-ZE2-003	SCREW-WASHER, 4X6	1	-----	-----	EDS1,ES4S,LXE9,QBE1,QXE,QXEK,SHE,SWE2,SXE,SXE1,VMT3,VPXE,VS6,VTE5,VXE,VXK VXU1
16	91601-ZE2-003	PACKING	1	-----	-----	EDS1,ES4S,LXE9,QBE1,QXE,QXEK,SHE,SWE2,SXE,SXE1,VMT3,VPXE,VS6,VTE5,VXE,VXK VXU1
17	90007-ZE2-003	BOLT-WASHER, 5X14	2	-----	-----	EDS1,ES4S,LXE9,QBE1,QXE,QXEK,SHE,SWE2,SXE,SXE1,VMT3,VPXE,VS6,VTE5,VXE,VXK VXU1
18	93892-05032-18	SCREW-WASHER, 5X32	4	-----	-----	EDS1,ES4S,LXE9,QBE1,QXE,QXEK,SHE,SWE2,SXE,SXE1,VMT3,VPXE,VS6,VTE5,VXE,VXK VXU1
19	94070-06080	NUT-WASHER, 6MM	2	-----	-----	EDS1,ES4S,LXE9,QBE1,QXE,QXEK,SHE,SWE2,SXE,SXE1,VMT3,VPXE,VS6,VTE5,VXE,VXK VXU1
20	95701-08035-08	BOLT, FLANGE, 8X35	2	-----	-----	EDS1,ES4S,LXE9,QBE1,QXE,QXEK,SHE,SWE2,SXE,SXE1,VMT3,VPXE,VS6,VTE5,VXE,VXK VXU1





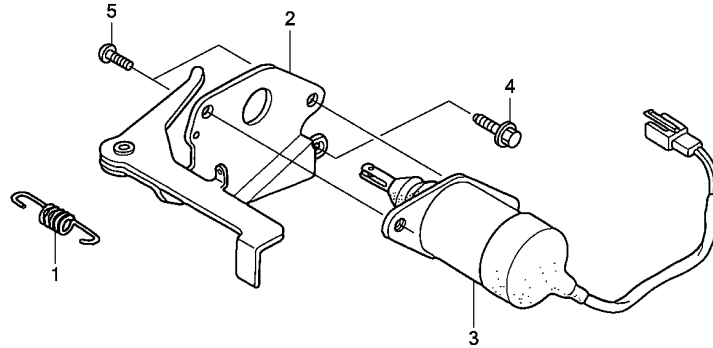
Ref. No.	L.O.N.	(Relative ref. Number) Description	F.R.T.
1		(28)	
1	1161A0	ARM, GOVERNOR	0.2
2	1161B1	ROD, GOVERNOR	0.3
3	1161C5	SPRING, GOVERNOR	0.2
4	1161C2	SPRING, THROTTLE RETURN	0.3
5		(6,24,29,31)	
5	1161A5	CONTROL, THROTTLE/GOVERNOR ...	0.2
7	1161A8	LEVER, CONTROL	0.3
12	1161A2	BASE, CONTROL	0.3

Ref. No.	Part No.	Description	Reqd. QTY	Serial No.	Parts catalogue code
			GX 390 H1		
1	16551-ZE3-000	ARM, GOVERNOR	1	-----	LH, LH1, LH2, LHB5, LHP1, LXE9, PX, QA2, QBE1, QH, QH1, QHB1, QHB3, QHB5, QHP1, QMH, QN, QP, QX, QXE, QXEK, QXHQ, QXK, SH, SH1, SHE, SM11, SWE2, SWX2, SX, SX1, SXC, SXC1, SXE, SXE1, VPX4, VPXB, VPXE, VSP, VTE5, VX, VX1, VXE, VXX, VXU1
2	16555-ZE3-000	ROD, GOVERNOR	1	-----	
3	16561-ZE3-000	SPRING, GOVERNOR(L=137.5MM) -	1	-----	EDS1, EDT1, ES2, ES3S, ES4S, LH, LH1, LH2, LHB5, LHP1, LXE9, PX, QA2, QBE1, QH, QH1, QHB1, QHB3, QHB5, QHP1, QMH, QN, QP, QX, QXE, QXEK, QXHQ, QXK, SH, SH1, SHE, SM11, SWE2, SWX2, SX, SX1, SXC, SXC1, SXE, SXE1, VMQ3, VMT3, VS4, VS6, VSB4, VTE5
	16561-ZE3-710	SPRING, GOVERNOR(L=132.0MM) -	1	-----	VPX4, VPXB, VPXE
	16561-ZF6-T21	SPRING, GOVERNOR	1	-----	VSP, VXX, VXU1
	16561-ZF6-W32	1	-----	VX, VX1, VXE
4	16562-ZE3-700	SPRING, THROTTLE RETURN	1	-----	EDS1, EDT1, ES2, ES3S, ES4S, VMQ3, VMT3, VS4, VS6, VSB4
	16562-ZE3-000	1	-----	LH, LH1, LH2, LHB5, LHP1, LXE9, PX, QA2, QBE1, QH, QH1, QHB1, QHB3, QHB5, QHP1, QMH, QN, QP, QX, QXE, QXEK, QXHQ, QXK, SH, SH1, SHE, SM11, SWE2, SWX2, SX, SX1, SXC, SXC1, SXE, SXE1, VPX4, VPXB, VPXE, VSP, VTE5, VX, VX1, VXE, VXX, VXU1
5	16570-ZE3-W20	CONTROL ASSY. (REMOTE)	1	-----	LH, LH1, LH2, LHB5, LHP1, LXE9, PX, QA2, QH, QH1, QHB3, QHB5, QHP1, QMH, QN, QP, QX, QXE, QXEK, QXHQ, QXK, SH, SH1, SHE, SWE2, SWX2, SX, SX1, SXC, SXC1, SXE, SXE1
6	16570-ZE3-W10	CONTROL ASSY. (REMOTE)	1	-----	QBE1, QHB1, SM11
7	16571-ZE3-W00	LEVER, CONTROL	1	-----	LH, LH1, LH2, LHB5, LHP1, LXE9, PX, QA2, QBE1, QH, QH1, QHB1, QHB3, QHB5, QHP1, QMH, QN, QP, QX, QXE, QXEK, QXHQ, QXK, SH, SH1, SHE, SM11, SWE2, SWX2, SX, SX1, SXC, SXC1, SXE, SXE1, VTE5, VX, VX1, VXE
8	16574-ZE1-000	SPRING, LEVER	1	-----	LH, LH1, LH2, LHB5, LHP1, LXE9, PX, QA2, QBE1, QH, QH1, QHB1, QHB3, QHB5, QHP1, QMH, QN, QP, QX, QXE, QXEK, QXHQ, QXK, SH, SH1, SHE, SM11, SWE2, SWX2, SX, SX1, SXC, SXC1, SXE, SXE1, VTE5, VX, VX1, VXE
9	16575-ZE2-W00	WASHER, CONTROL LEVER	1	-----	LH, LH1, LH2, LHB5, LHP1, LXE9, PX, QA2, QBE1, QH, QH1, QHB1, QHB3, QHB5, QHP1, QMH, QN, QP, QX, QXE, QXEK, QXHQ, QXK, SH, SH1, SHE, SM11, SWE2, SWX2, SX, SX1, SXC, SXC1, SXE, SXE1, VTE5, VX, VX1, VXE

2

Ref. No.	Part No.	Description	Reqd. QTY		Serial No.	Parts catalogue code
			GX 390 H1			
10	16576-891-000	HOLDER, CABLE	1	-----	-----	LH,LH1,LH2,LHB5,LHP1,LXE9,PX,QA2,QBE1,QH,QH1,QHB1,QHB3,QHB5,QHP1,QMH,QN QP,QX,QXE,QXEK,QXHQ,QXK,SH,SH1,SHE,SM11,SWE2,SWX2,SX,SX1,SXC,SXC1,SXE SXE1
11	16578-ZE1-000	SPACER, CONTROL LEVER	1	-----	-----	LH,LH1,LH2,LHB5,LHP1,LXE9,PX,QA2,QBE1,QH,QH1,QHB1,QHB3,QHB5,QHP1,QMH,QN QP,QX,QXE,QXEK,QXHQ,QXK,SH,SH1,SHE,SM11,SWE2,SWX2,SX,SX1,SXC,SXC1,SXE SXE1,VTE5,VX,VX1,VXE
12	16581-ZE3-W00	BASE COMP., CONTROL(###)	1	-----	-----	LH,LH1,LH2,LHB5,LHP1,LXE9,PX,QA2,QBE1,QH,QH1,QHB1,QHB3,QHB5,QHP1,QMH,QN QP,QX,QXE,QXEK,QXHQ,QXK,SH,SH1,SHE,SM11,SWE2,SWX2,SX,SX1,SXC,SXC1,SXE SXE1,VTE5,VX,VX1,VXE
13	16584-883-300	SPRING, CONTROL ADJUSTING ...	1	-----	-----	
14	16592-883-310	SPRING, CABLE RETURN	1	-----	-----	LH,LH1,LH2,LHB5,LHP1,LXE9,PX,QA2,QBE1,QH,QH1,QHB1,QHB3,QHB5,QHP1,QMH,QN QP,QX,QXE,QXEK,QXHQ,QXK,SH,SH1,SHE,SM11,SWE2,SWX2,SX,SX1,SXC,SXC1,SXE SXE1
15	16594-883-010	HOLDER, WIRE	1	-----	-----	QBE1,QHB1,SM11
16	90013-883-000	BOLT, FLANGE, 6X12(CT200) ...	2			
17	90015-ZE5-010	BOLT, GOVERNOR ARM	1			
18	90114-SA0-000	NUT, SELF-LOCK, 6MM	1	-----	-----	LH,LH1,LH2,LHB5,LHP1,LXE9,PX,QA2,QBE1,QH,QH1,QHB1,QHB3,QHB5,QHP1,QMH,QN QP,QX,QXE,QXEK,QXHQ,QXK,SH,SH1,SHE,SM11,SWE2,SWX2,SX,SX1,SXC,SXC1,SXE SXE1,VTE5,VX,VX1,VXE
	90202-Z1T-000	1	-----	-----	LH1,LH2,LHB5,LHP1,LXE9,PX,QBE1,QH1,QHB1,QHB3,QHB5,QHP1,QMH,QN,QP,QX,QXE QXEK,QXK,SH1,SWE2,SWX2,SX1,SXC1,SXE1,VTE5,VX1,VXE
19	90605-230-000	CIRCLIP, 5MM	1	-----	-----	QBE1,QHB1,SM11
20	93500-04006-0H	SCREW, PAN, 4X6	1	-----	-----	QBE1,QHB1,SM11
21	93500-05016-0A	SCREW, PAN, 5X16	1	-----	-----	LH,LH1,LH2,LHB5,LHP1,LXE9,PX,QA2,QBE1,QH,QH1,QHB1,QHB3,QHB5,QHP1,QMH,QN QP,QX,QXE,QXEK,QXHQ,QXK,SH,SH1,SHE,SM11,SWE2,SWX2,SX,SX1,SXC,SXC1,SXE SXE1
22	93500-05032-0A	SCREW, PAN, 5X32	1	-----	-----	LH,LH1,LH2,LHB5,LHP1,LXE9,PX,QA2,QBE1,QH,QH1,QHB1,QHB3,QHB5,QHP1,QMH,QN QP,QX,QXE,QXEK,QXHQ,QXK,SH,SH1,SHE,SM11,SWE2,SWX2,SX,SX1,SXC,SXC1,SXE SXE1,VTE5,VX,VX1,VXE
23	94050-06000	NUT, FLANGE, 6MM	1			
24	16570-ZE3-721	CONTROL ASSY.	1	-----	-----	VPX4,VPXB,VPXE,VSP,VXK,VXU1
25	16599-ZG1-M10	COLLAR, STOPPER	(1)	-----	-----	QHB1,VPX4,VPXB,VPXE
26	90016-ZG9-N30	SCREW, RECESSED, 5X25	(1)	-----	-----	QHB1,VPX4,VPXB,VPXE
27	93500-05045-0A	SCREW, PAN, 5X45	1	-----	-----	VPX4,VPXB,VPXE,VSP,VXK,VXU1
28	16550-ZE3-700	ARM COMP., GOVERNOR	1	-----	-----	EDS1,EDT1,ES2,ES3S,ES4S,VMQ3,VMT3,VS4,VS6,VS64
29	16570-ZE3-710	CONTROL ASSY.	1	-----	-----	EDS1,EDT1,ES2,ES3S,ES4S,VMQ3,VMT3,VS4,VS6,VS64
30	93500-05035-0A	SCREW, PAN, 5X35	1	-----	-----	EDS1,EDT1,ES2,ES3S,ES4S,VMQ3,VMT3,VS4,VS6,VS64
31	16570-ZE3-W00	CONTROL ASSY.(STD.)	1	-----	-----	VTE5,VX,VX1,VXE

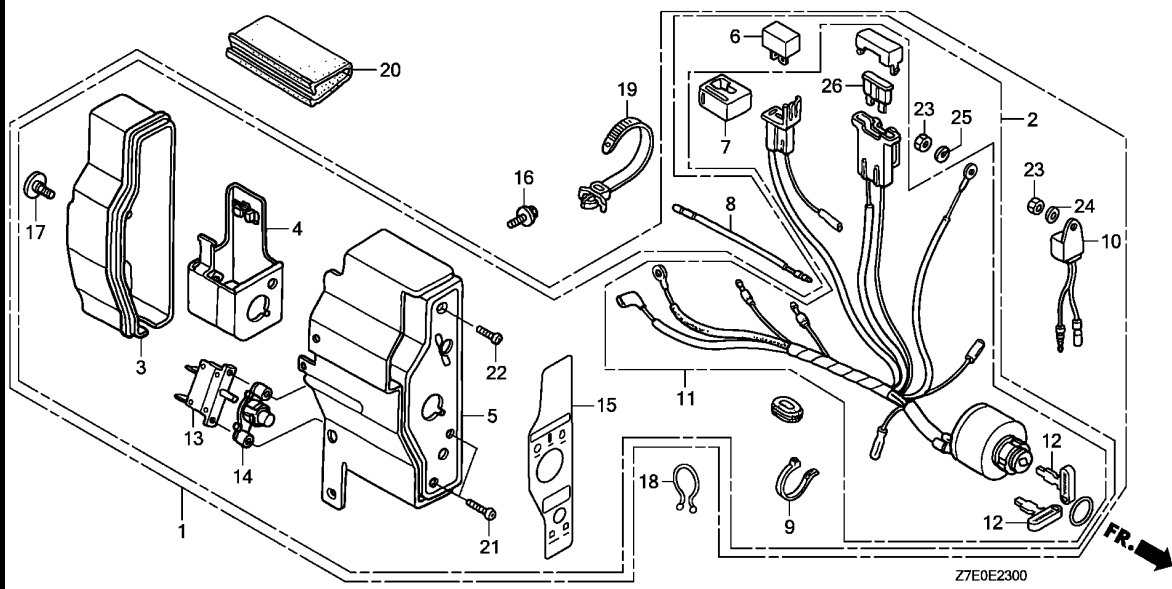




Z7E0E2220 **FR.** →

Ref. No.	L.O.N.	(Relative ref. Number) Description	F.R.T.
1	8101Q9	SPRING, CHOKE RETURN	0.1
2	8101H1	LEVER, THROTTLE	0.2
3	6211C5	SOLENOID, AUTO THROTTLE	0.3

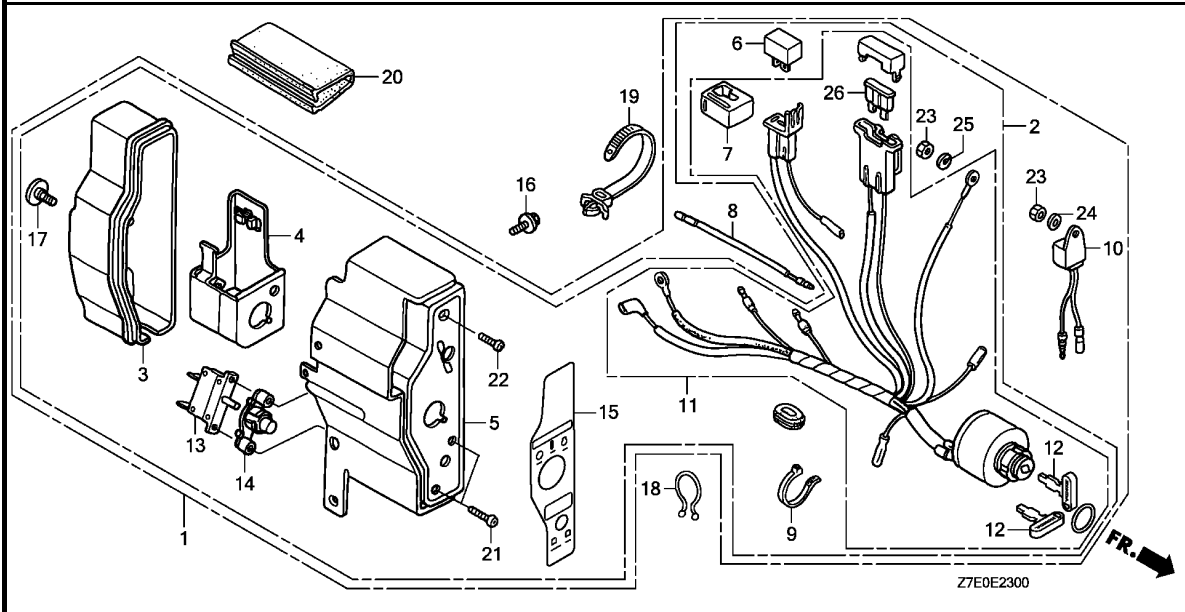
Ref. No.	Part No.	Description	Reqd. QTY		Serial No.	Parts catalogue code
			GX 390 H1			
1	16268-893-000	SPRING, CHOKE RETURN	1	-----	-----	VMQ3,VMT3
2	17850-ZD1-E30	LEVER COMP., THROTTLE	1	-----	-----	VMQ3,VMT3
3	36160-ZB4-013	SOLENOID ASSY.	1	-----	-----	VMQ3,VMT3
4	90013-883-000	BOLT, FLANGE, 6X12(CT200) ...	1	-----	-----	VMQ3,VMT3
5	93500-05008-0A	SCREW, PAN, 5X8	2	-----	-----	VMQ3,VMT3



Ref. No.	L.O.N.	(Relative ref. Number) Description	F.R.T.
1	6221N7	BOX, ENGINE CONTROL	0.1
5	6221P7	PANEL, ENGINE CONTROL	0.2
6	6131B8	RECTIFIER, SILICON	0.2
10	6151K4	ALERT UNIT, ENGINE CONTROL OIL	0.2
11	6151E1	SWITCH, COMBINATION	0.2
13	6221D4	PROTECTOR, CIRCUIT	0.2
26	8121A7	FUSE, BLADE	0.1

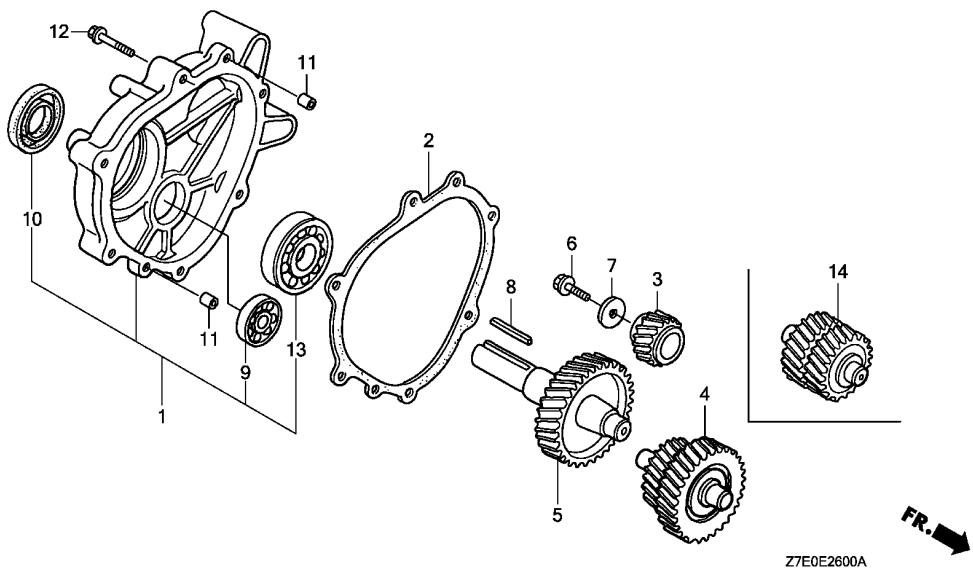
Ref. No.	Part No.	Description	Reqd. QTY	Serial No.	Parts catalogue code
			GX 390 H1		
1	31610-Z5T-802ZA	BOX ASSY., CONTROL(EXP-ALERT) *R280*.....POWER RED	1	-----	LXE9
	31610-ZE3-W13ZE	BOX ASSY., CONTROL(ALERT) *R280*.....POWER RED	1	-----	QXE,QXEK,SXE,SXE1,VMT3,VTE5,VXE,VXK,VXU1
2	31610-ZE3-812ZD	BOX ASSY., CONTROL *R280*.....POWER RED	1	-----	QBE1,SHE,SWE2
3	31612-ZE2-003	CASE, CONTROL	1	-----	LXE9,QBE1,QXE,QXEK,SHE,SWE2,SXE,SXE1,VMT3,VTE5,VXE,VXK,VXU1
4	31614-ZE2-003	BRACKET, CASE MOUNTING	1	-----	LXE9,QBE1,QXE,QXEK,SHE,SWE2,SXE,SXE1,VMT3,VTE5,VXE,VXK,VXU1
5	31615-ZE3-003ZE	PANEL COMP., CONTROL *R280*.....POWER RED	1	-----	LXE9,QBE1,QXE,QXEK,SHE,SWE2,SXE,SXE1,VMT3,VTE5,VXE,VXK,VXU1
6	31700-124-008	RECTIFIER ASSY., SILICON (SHINDENGEN)	1	-----	LXE9,QBE1,QXE,QXEK,SHE,SWE2,SXE,SXE1,VMT3,VTE5,VXE,VXK,VXU1
7	32127-738-700	SUSPENSION, COUPLER	1	-----	LXE9,QBE1,QXE,QXEK,SHE,SWE2,SXE,SXE1,VMT3,VTE5,VXE,VXK,VXU1
8	32197-ZE1-003	HARNESS, SUB WIRE	1	-----	LXE9,QXE,QXEK,SXE,SXE1,VMT3,VTE5,VXE,VXK,VXU1
9	32902-892-003	BAND	1	-----	LXE9,QBE1,QXE,QXEK,SHE,SWE2,SXE,SXE1,VMT3,VTE5,VXE,VXK,VXU1
10	34150-ZH7-013	ALERT UNIT, OIL	1	-----	LXE9,QXE,QXEK,SXE,SXE1,VMT3,VTE5,VXE,VXK,VXU1
11	35100-ZE2-033	SWITCH ASSY., COMBINATION	1	-----	LXE9,QBE1,QXE,QXEK,SHE,SWE2,SXE,SXE1,VMT3,VTE5,VXE,VXK,VXU1
12	35111-880-013	KEY COMP.	2	-----	LXE9,QBE1,QXE,QXEK,SHE,SWE2,SXE,SXE1,VMT3,VTE5,VXE,VXK,VXU1
13	38240-VA3-900	PROTECTOR, CIRCUIT(1.0A)	1	-----	LXE9,QBE1,QXE,QXEK,SHE,SWE2,SXE,SXE1,VMT3,VTE5,VXE,VXK,VXU1
14	38250-ZA8-701	LENS ASSY., PROTECTOR	1	-----	LXE9,QBE1,QXE,QXEK,SHE,SWE2,SXE,SXE1,VMT3,VTE5,VXE,VXK,VXU1
15	87529-Z4T-840	MARK, CONTROL BOX(EXTERNAL)	1	-----	LXE9
	87529-ZE2-812	MARK, CONTROL BOX(EXP)	1	-----	QBE1,QXE,QXEK,SHE,SWE2,SXE,SXE1,VMT3,VTE5,VXE,VXK,VXU1
16	90013-883-000	BOLT, FLANGE, 6X12(CT200)	2	-----	LXE9,QBE1,QXE,QXEK,SHE,SWE2,SXE,SXE1,VMT3,VTE5,VXE,VXK,VXU1
17	90380-MA6-010	SCREW, SPECIAL, 6X12	1	-----	LXE9,QBE1,QXE,QXEK,SHE,SWE2,SXE,SXE1,VMT3,VTE5,VXE,VXK,VXU1
18	90630-751-000	CLIP, PURSE LOCK	1	-----	LXE9,QBE1,QXE,QXEK,SHE,SWE2,SXE,SXE1,VMT3,VTE5,VXE,VXK,VXU1
19	90672-SA0-003	STRAP, CABLE, 118MM(BLACK)	1	-----	LXE9,QBE1,QXE,QXEK,SHE,SWE2,SXE,SXE1,VMT3,VTE5,VXE,VXK,VXU1





Z7E0E2300

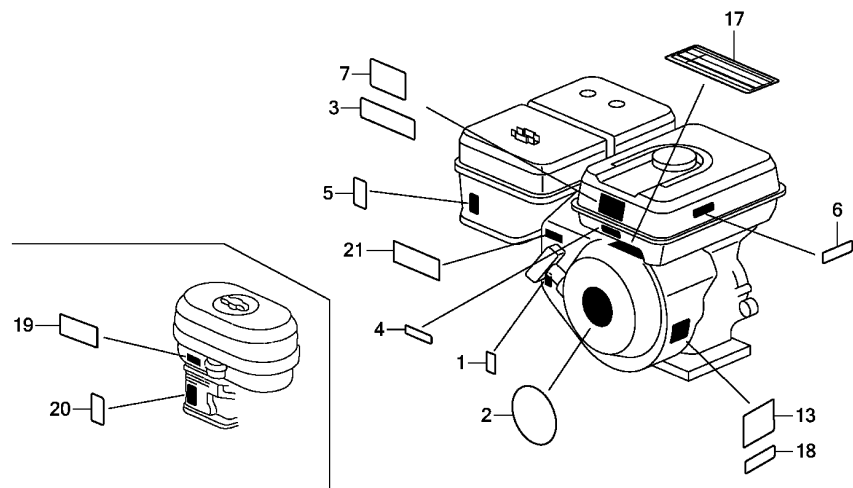
Ref. No.	Part No.	Description	Reqd. QTY		Serial No.	Parts catalogue code
			GX	H1		
20	91406-ZE2-003	TUBE, FASTENER, 30MM	1			LXE9,QBE1,QXE,QXEK,SHE,SWE2,SXE,SXE1,VMT3,VTE5,VXE,VXK,VXU1
21	93500-03012-0H	SCREW, PAN, 3X12	2			LXE9,QBE1,QXE,QXEK,SHE,SWE2,SXE,SXE1,VMT3,VTE5,VXE,VXK,VXU1
22	93500-04012-0H	SCREW, PAN, 4X12	1			LXE9,QBE1,QXE,QXEK,SHE,SWE2,SXE,SXE1,VMT3,VTE5,VXE,VXK,VXU1
23	94001-04390-0S	NUT, HEX., 4MM	2			LXE9,QXE,QXEK,SXE,SXE1,VMT3,VTE5,VXE,VXK,VXU1
24	94101-04800	WASHER, PLAIN, 4MM	1			QBE1,SHE,SWE2
25	94111-04800	WASHER, SPRING, 4MM	1			LXE9,QXE,QXEK,SXE,SXE1,VMT3,VTE5,VXE,VXK,VXU1
26	98200-30500	FUSE, BLADE(5A)	1			LXE9,QBE1,QXE,QXEK,SHE,SWE2,SXE,SXE1,VMT3,VTE5,VXE,VXK,VXU1



Ref. No.	L.O.N.	(Relative ref. Number) Description	F.R.T.
1		(2) REDUCTION COVER AND/OR PACKING (L-TYPE)	0.2
3	2141L2	GEAR, PRIMARY DRIVE	0.2
4	2141AK	COUNTERSHAFT, REDUCTION (L-TYPE)	0.2
5	2141V7	SHAFT, POWER TAKE OFF(L-TYPE)	0.2
9	2141AJ	BEARING, REDUCTION COUNTERSHAFT(L-TYPE) :REAR ..	0.3
10	2141X3	OIL SEAL, POWER TAKE OFF SHAFT (L-TYPE) :REAR	0.3
13	2141X8	BEARING, POWER TAKE OFF SHAFT (L-TYPE) :REAR	0.3

Ref. No.	Part No.	Description	Reqd. QTY	Serial No.	Parts catalogue code
			GX 390 H1		
1	11500-Z7E-020	COVER ASSY., GEAR CASE	1	-----	LH1,LH2,LHB5,LHP1,LXE9
	11500-Z7E-000	1	----- 45209	LH
	11500-Z7E-010	1	0045210 -----	LH
2	11521-ZE2-800	PACKING, CHAIN CASE COVER	1	-----	LH,LH1,LH2,LHB5,LHP1,LXE9
3	22103-ZE3-610	GEAR, PRIMARY DRIVE(22T)	1	-----	LH,LH1,LH2,LHB5,LXE9
	22103-ZE3-W00	GEAR, PRIMARY DRIVE(BANKA) (27T)	1	-----	LHP1
4	23220-ZE3-610	COUNTERSHAFT COMP.(21T/27T) ..	1	-----	LH,LH1,LH2,LHB5,LXE9
5	23710-ZE3-610	SHAFT, P.T.O.(33T)	1	-----	LH,LH1,LH2,LHB5,LXE9
	23710-ZF6-Y30	SHAFT, P.T.O.(HPI)(33T)	1	-----	LHP1
6	90107-959-003	BOLT, FLANGE, 8X25	1	-----	LH,LH1,LH2,LHB5,LHP1,LXE9
7	90473-ZE3-010	WASHER, 8.5X42X4.5	1	-----	LH,LH1,LH2,LHB5,LHP1,LXE9
8	90741-805-000	KEY, 7X7X33	1	-----	LH,LH1,LH2,LHB5,LHP1,LXE9
	90741-889-810	KEY, 7X7X33(YELLOW)(O.S.) ...	(1)	-----	LH,LH1,LH2,LHB5,LHP1,LXE9
9	91009-KJ1-003	BEARING, RADIAL BALL, 6202 (NTN)	1	-----	LH,LH1,LH2,LHB5,LHP1,LXE9
10	91201-Z7B-003	OIL SEAL, 30X46X8	1	-----	LH,LH1,LH2,LHB5,LHP1,LXE9
11	94301-08140	DOWEL PIN, 8X14	2	-----	LH,LH1,LH2,LHB5,LHP1,LXE9
12	95701-08040-00	BOLT, FLANGE, 8X40	6	-----	LH,LH1,LH2,LHB5,LHP1,LXE9
13	96100-62060-00	BEARING, RADIAL BALL, 6206 ..	1	-----	LH,LH1,LH2,LHB5,LHP1,LXE9
14	23222-ZE3-W00	GEAR, COUNTER(BANKA)(21T) ...	1	-----	LHP1



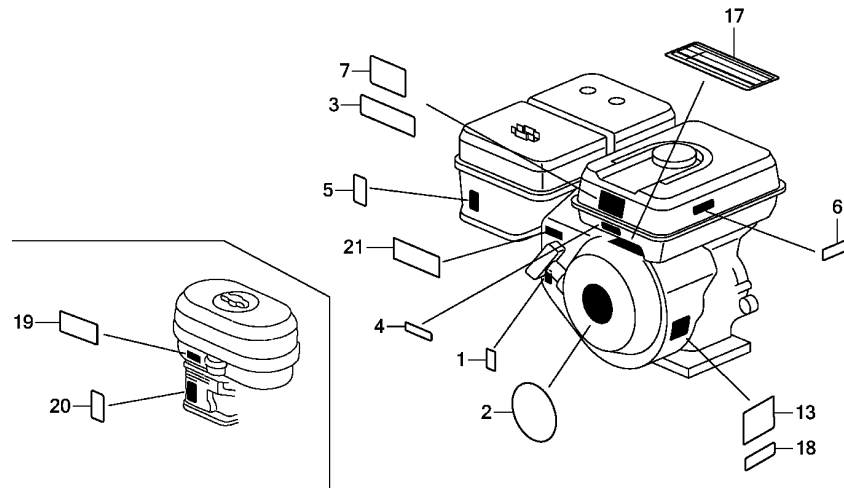


Z7E0E2800H

Ref. L.O.N. (Relative ref. Number) F.R.T.
No. Description

NO INFORMATION

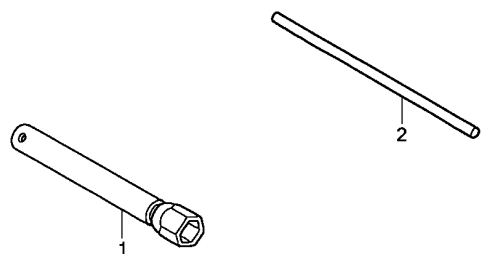
Ref. No.	Part No.	Description	Reqd. QTY GX 390 H1	Serial No.	Parts catalogue code
1	87114-ZH7-000	LABEL, WARNING (NOT CERTIFIED FOR SALE)	1	-----	EDS1,EDT1,ES2,ES3S,ES4S,LH,LH1,LH2,LHB5,LHP1,LXE9,PX,QA2,QH,QH1,QHB3,QHB5,QHP1,QMH,QN,QP,QX,QXE,QXEK,QXHQ,QXK,SH,SH1,SHE,SM11,SWE2,SWX2,SX,SX1,SXC,SXC1,SXE,SXE1,VMQ3,VMT3,VPXB,VPXE,VS4,VS6,VS4,VS6,VS4,VS6,VTE5,VX,VX1,VXE,VXK,VXU1
	87114-ZH7-840	1	-----	QBE1,QHB1,VSP
2	87521-ZF6-W04	EMBLEM(HONDA GX390)	1	-----	EDS1,EDT1,LH,LH1,LH2,LHB5,LXE9,PX,QA2,QBE1,QH,QH1,QHB1,QHB3,QHB5,QHP1,QMH,QN,QP,QX,QXE,QXEK,QXHQ,QXK,SH,SH1,SHE,SM11,SWE2,SWX2,SX,SX1,SXC,SXC1,SXE,SXE1,VMQ3,VMT3,VPX4,VPXB,VPXE,VSP,VTE5,VX,VX1,VXE,VXK,VXU1
3	87522-Z1T-G21	LABEL, CAUTION	1	-----	LH1,LHB5,LHP1,PX,QH1,QHB3,QHB5,QHP1,QMH,QN,QP,QX,QXE,SH1,SX1,SXC1,SXE1,VX1,VXE,VXU1
	87516-Z1T-800	MARK, OPERATOR CAUTION	1	-----	LXE9,QXEK,QXK,VXK
	87516-ZK6-810	MARK, OPERATOR CAUTION (CHINESE)(MADE IN CHINA)	1	-----	QA2,QXHQ
	87522-ZH9-010	LABEL, CAUTION(ENGLISH, ETC.)	1	0051201	LH,QH,SH,SHE,SX,SXC,SXE,VX
4	87522-Z1T-J00	LABEL, CAUTION(CHINA)	1	0051201	LH,QH,SH,SHE,SM11,SX,SXC,SXE,VX
			1	0000149	0051201 VPX4
5	87528-Z7E-000	MARK, CHOKE	1	-----	LH,LH1,LH2,LHB5,LHP1,PX,QA2,QH,QH1,QHB3,QHB5,QHP1,QMH,QN,QX,QXE,QXEK,QXHQ,QXK,SH,SH1,SHE,SM11,SX,SX1,SXC,SXC1,SXE,SXE1,VTE5,VX,VX1,VXE,VXK,VXU1
	87528-ZH7-000	MARK, CHOKE(GRAY)	1	-----	LXE9,VSP
6	87532-ZH8-810	MARK, OIL ALERT(ENGLISH)	1	-----	PX,QX,QXE,QXEK,QXK,SWX2,SX1,SXC1,SXE1,VX1,VXE,VXK,VXU1
	87532-Z7E-010	MARK, OIL ALERT	1	-----	QXHQ,VPXB
	87532-Z7E-000	1	0011784	SX,SXC,SXE,VPX4,VX
	87532-Z7E-010	1	0011785	SX,SXC,SXE,VPX4,VX
7	87516-Z1T-810	MARK, OPERATOR CAUTION	1	-----	LH2,SWE2,SWX2
	87519-Z4N-000	MARK, OPERATOR CAUTION (PICTOGRAPH)	1	-----	QBE1,QHB1
	87516-ZH7-000	MARK, OPERATOR CAUTION (ENGLISH)(MADE IN JAPAN)	1	-----	VPX4



Z7E0E2800H

Ref. No.	Part No.	Description	Reqd. QTY GX 390 H1	Serial No.	Parts catalogue code
(7)	87516-ZH7-810	MARK, OPERATOR CAUTION (PICTOGRAPH)(MADE IN JAPAN)	(1)	-----	VPX4
	87516-ZK6-810	MARK, OPERATOR CAUTION (CHINESE)(MADE IN CHINA)	1	0051202	LH,QH,SH,SHE,SM11,SX,SXC,SXE,VX
	87516-Z4N-000	MARK, OPERATOR CAUTION (ENGLISH)(MADE IN CHINA)	1	0053889	VSP
	87516-Z4N-810	MARK, OPERATOR CAUTION (PICTOGRAPH)(MADE IN CHINA)	(1)	0053889	VSP
13	87594-ZB4-A00	MARK, OIL CAUTION	1	-----	EDS1,EDT1
17	87516-Z1T-810	MARK, OPERATOR CAUTION	1	-----	ES2
	87516-ZK6-810	MARK, OPERATOR CAUTION (CHINESE)(MADE IN CHINA)	1	-----	VPXB,VPXE
			1	0051202	VPX4
18	87532-Z7E-010	MARK, OIL ALERT	1	-----	VPXE
19	87524-Z0T-800	MARK, AIR CLEANER CAUTION (COIL BATH)	1	-----	QP
	87524-Z0S-801	1	-----	SWE2,SWX2
20	87528-ZH7-000	MARK, CHOKE (GRAY)	1	-----	QBE1,QHB1
	87528-Z7E-000	MARK, CHOKE	1	-----	QP,SWE2,SWX2
21	87532-ZH7-000	MARK, THROTTLE INDICATION	1	-----	LXE9,QBE1,QHB1





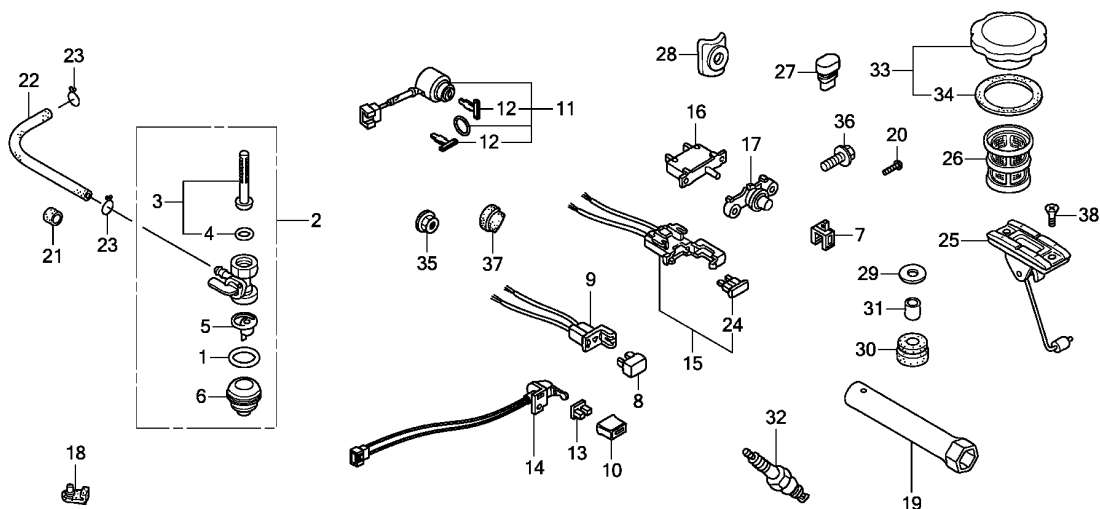
Z7E0E2900

Ref. No.	L.O.N.	(Relative ref. Number) Description	F.R.T.
----------	--------	------------------------------------	--------

NO INFORMATION

Ref. No.	Part No.	Description	Reqd. QTY	Serial No.	Parts catalogue code
			GX 390 H1		
1	89218-ZE1-000	WRENCH COMP., SPARK PLUG	1	-----	LHB5,LHP1,QA2,QHB3,QHB5,QHP1,QMH,QN,QP,SM11,SWX2,VS4
2	89219-805-000	HANDLE, BOX WRENCH	1	-----	LHB5,LHP1,QHB3,QHB5,QHP1,QMH,QN,QP,SM11,SWX2,VS4

2

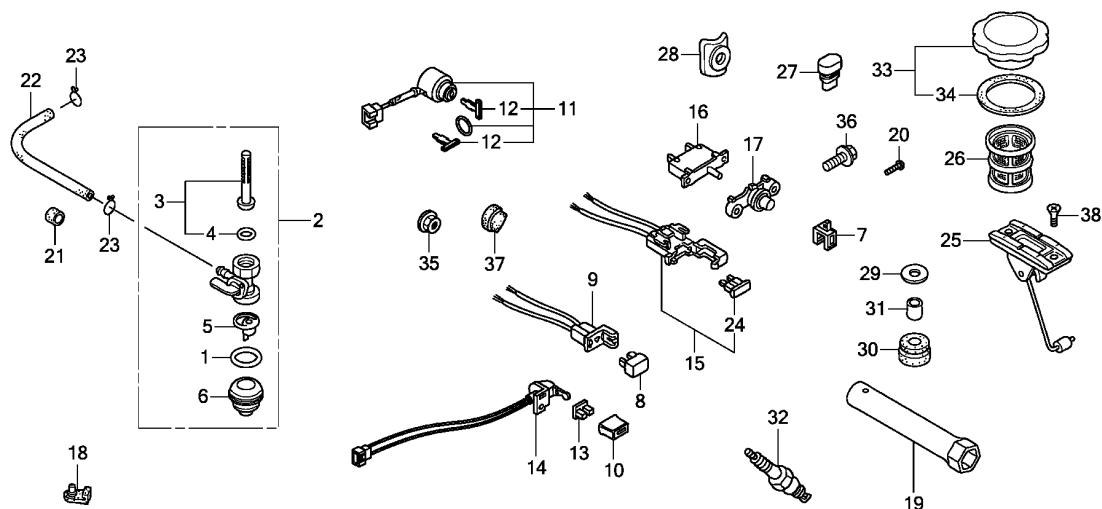


Z7E0E4000D

Ref. No.	L.O.N.	(Relative ref. Number) Description	F.R.T.
25	6171A1	METER/GAUGE UNIT, FUEL	0.1
33		(34)	
	3101M7	CAP, FUEL FILLER	0.1

Ref. No.	Part No.	Description	Reqd. QTY	Serial No.	Parts catalogue code
			GX 390 H1		
1	16173-001-004	PACKING, FUEL STRAINER CUP	1	-----	EDS1,EDT1,ES2,ES3S,ES4S,VMQ3,VMT3,VS4,VS6,VSB4
2	16950-ZB4-015	COCK ASSY., FUEL	1	-----	EDS1,EDT1,ES2,ES3S,ES4S,VMQ3,VMT3,VS4,VS6,VSB4
3	16952-ZB4-005	SCREEN SET, FUEL STRAINER	1	-----	EDS1,EDT1,ES2,ES3S,ES4S,VMQ3,VMT3,VS4,VS6,VSB4
4	16958-397-771	O-RING, 9.0X1.3	1	-----	EDS1,EDT1,ES2,ES3S,ES4S,VMQ3,VMT3,VS4,VS6,VSB4
5	16959-471-831	FILTER, CUP	1	-----	EDS1,EDT1,ES2,ES3S,ES4S,VMQ3,VMT3,VS4,VS6,VSB4
6	16967-GA6-671	CUP, FUEL STRAINER	1	-----	EDS1,EDT1,ES2,ES3S,ES4S,VMQ3,VMT3,VS4,VS6,VSB4
7	30561-ZB4-000	CLIP, WIRE	1	-----	EDS1,EDT1
8	31700-124-008	RECTIFIER ASSY., SILICON (SHINDENGEN)	1	-----	EDS1
9	32130-ZE1-000	COUPLER COMP.	1	-----	EDS1
10	32343-892-003	KNOB, COCK LEVER	1	-----	EDT1
11	35100-ZB4-023	SWITCH ASSY., COMBINATION	1	-----	EDS1,ES4S,VS6
12	35111-880-013	KEY COMP.	2	-----	EDS1,ES4S,VS6
13	36106-892-003	BUSH, CONTROL KNOB	1	-----	EDT1
14	36110-ZB4-702	SWITCH ASSY., ENGINE KILL	1	-----	EDT1
15	38220-ZE1-000	CASE COMP., FUSE	1	-----	EDS1
16	38240-VA3-900	PROTECTOR, CIRCUIT(1.0A)	1	-----	EDS1
17	38250-898-000	LENS ASSY., PROTECTOR	1	-----	EDS1
18	50319-ZB2-000	RUBBER, TANK MOUNTING	2	-----	EDS1,EDT1,ES2,VMQ3,VMT3,VSB4
19	89216-ZB4-000	WRENCH, PLUG	1	-----	EDS1,EDT1,ES2,ES3S,ES4S,VMQ3,VMT3,VS4,VS6
20	90101-692-000	SCREW, GLOVE BOX	1	-----	EDS1,EDT1
21	90854-ZB2-000	RUBBER, FUEL(9X15X10)	1	-----	EDS1,EDT1,ES3S,ES4S
22	95001-45150-40	TUBE, FUEL, 4.5X150 (95001-45001-60M)	1	-----	EDS1,EDT1,ES3S,ES4S
23	95002-02080	CLIP, TUBE(B8)	2	-----	EDS1,EDT1,ES3S,ES4S





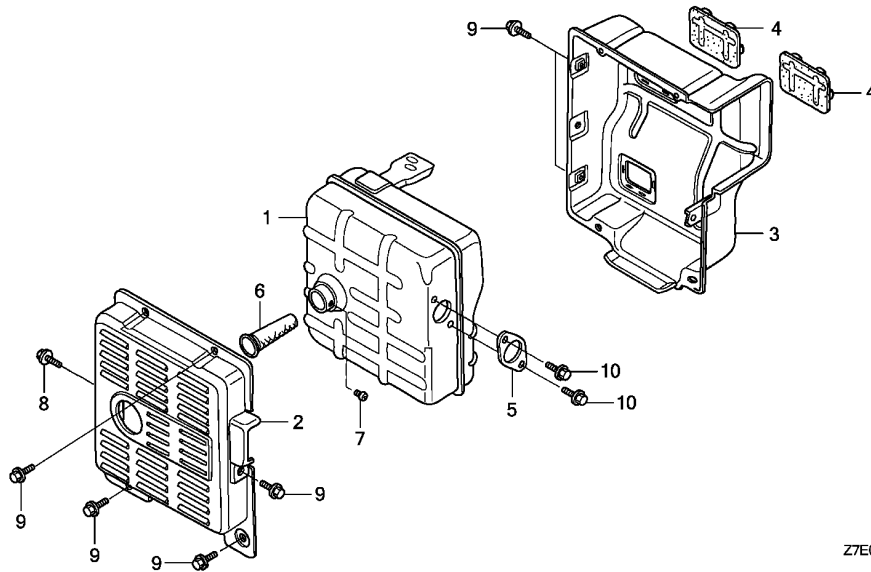
Z7E0E4000D

Ref. No.	Part No.	Description	Reqd. QTY		Serial No.	Parts catalogue code
			GX 390 H1			
24	98200-30500	FUSE, BLADE(5A)	1	-----	EDS1	
25	17630-Z8V-003	METER ASSY., FUEL	1	-----	ES2,VMQ3,VMT3,VS4,VS6,VSB4	
	17505-ZB2-003	1	-----	ES3S,ES4S	
26	17670-899-000	FILTER COMP., FUEL	1	-----	ES2,ES3S,ES4S,VS4,VS6,VSB4	
	17672-899-000	FILTER, FUEL	1	-----	VMQ3,VMT3	
27	76122-952-000	STOPPER, DISCHARGE GUARD	4	-----	ES3S,ES4S,VS4,VS6	
28	90501-898-000	WASHER, FRAME JOINT	8	-----	ES4S,VS6	
29	90503-898-000	WASHER, TANK CUSHION	2	-----	ES2,VSB4	
		4	-----	ES3S,ES4S,VS4,VS6	
30	90851-898-000	RUBBER, TANK CUSHION	2	-----	ES2,VMQ3,VMT3,VSB4	
		4	-----	ES3S,ES4S,VS4,VS6	
31	91551-898-000	COLLAR, TANK CUSHION	2	-----	ES2,VMQ3,VMT3,VSB4	
		4	-----	ES3S,ES4S,VS4,VS6	
32	98079-55846	PLUG, SPARK(BPR5ES)(NGK)	1	-----	ES2,ES3S,ES4S,VS4,VS6,VSB4	
	98079-56846	PLUG, SPARK(BPR6ES)(NGK)	1	-----	LHB5,QHB3,QHB5,SWX2	
33	17620-899-800	CAP COMP., FUEL FILLER	1	-----	ES2,VMQ3,VMT3,VS4,VS6,VSB4	
	17620-899-013	1	-----	ES3S,ES4S	
34	17631-899-000	PACKING, FUEL FILLER CAP	1	-----	ES2,ES3S,ES4S,VMQ3,VMT3,VS4,VS6,VSB4	
35	94050-08000	NUT, FLANGE, 8MM	2	-----	VPXB	
36	90013-883-000	BOLT, FLANGE, 6X12(CT200)	1	-----	VMT3	
37	90855-ZB4-000	GROMMET, CRANKCASE	1	-----	VMQ3,VMT3	
38	93600-05010-0A	SCREW, FLAT, 5X10	2	-----	VMQ3,VMT3	

E-40-1

MUFFLER

G 6

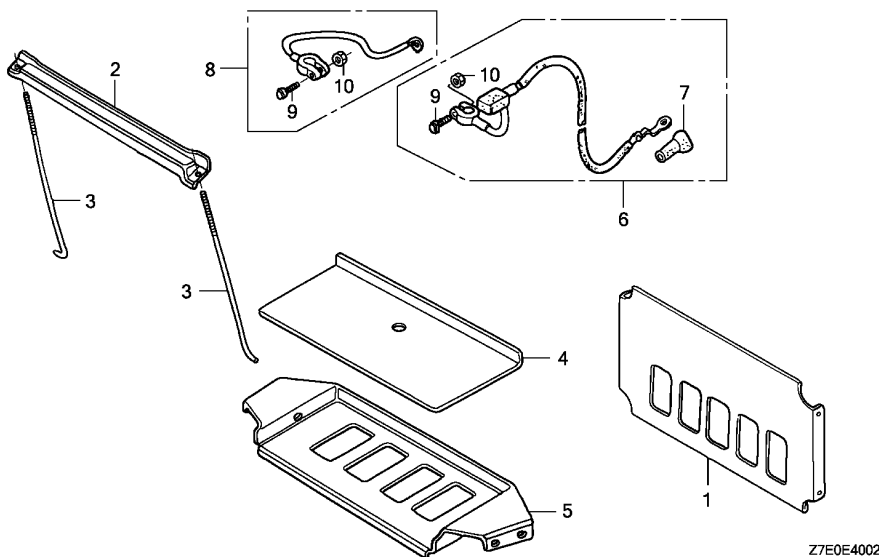


Z7E0E4001

Ref. No.	L.O.N.	(Relative ref. Number) Description	F.R.T.
1	3131C5	MUFFLER, EXHAUST	0.2
2	3131D9	PROTECTOR, EXHAUST MUFFLER : OUTER	0.1
3	3131D8	PROTECTOR, EXHAUST MUFFLER : INNER	0.2
4	3131G6	SEAL, MUFFLER PROTECTOR	0.2
5	3131B5	GASKET, EXHAUST PIPE	0.2
6	3131F9	ARRESTER, SPARK(A)	0.1
.INCLUDES: Spark arrester- inspection			

Ref. No.	Part No.	Description	Reqd. QTY		Serial No.	Parts catalogue code
			GX 390 H1			
1	18310-ZD1-E31	MUFFLER COMP. (SANKEI)	1	-----	-----	EDS1,EDT1
	18310-Z1C-841	MUFFLER COMP.	1	-----	-----	ES2,VMQ3,VMT3,VS6
	18310-ZD1-E32	MUFFLER COMP. (SANKEI)	1	-----	-----	ES3S,ES4S
	18310-ZE2-V61	MUFFLER COMP. (TSURUMI)	1	-----	-----	ES3S,ES4S
	18310-Z8W-V61	1	-----	-----	VS4,VS6
2	18320-ZC2-000	PROTECTOR, MUFFLER OUTER	1	-----	-----	EDS1,EDT1,ES2,ES3S,ES4S,VMQ3,VMT3,VS4,VS6,VS6,VS6
3	18325-ZB4-000	PROTECTOR, MUFFLER INNER	1	-----	-----	EDS1,EDT1,ES2,ES3S,ES4S,VMQ3,VMT3,VS4,VS6,VS6
4	18329-ZB4-000	SEAL, MUFFLER PROTECTOR	2	-----	-----	EDS1,EDT1,ES2,ES3S,ES4S,VMQ3,VMT3,VS4,VS6,VS6
5	18333-ZB4-800	GASKET, EX. PIPE	1	-----	-----	EDS1,EDT1,ES3S,ES4S
	18333-ZB4-801	1	-----	-----	ES2,VMQ3,VMT3,VS4,VS6,VS6
6	18355-ZB4-630	ARRESTER, SPARK	1	-----	-----	EDS1,EDT1
7	90002-ZE2-U91	SCREW, TAPPING, 4X8	1	-----	-----	EDS1,EDT1
8	95701-06010-00	BOLT, FLANGE, 6X10	1	-----	-----	EDS1,EDT1,VMQ3,VMT3
9	95701-06012-00	BOLT, FLANGE, 6X12	7	-----	-----	EDS1,EDT1
	95701-06010-00	BOLT, FLANGE, 6X10	7	-----	-----	VMQ3,VMT3
10	95701-08020-00	BOLT, FLANGE, 8X20	2	-----	-----	EDS1,EDT1,VMQ3,VMT3

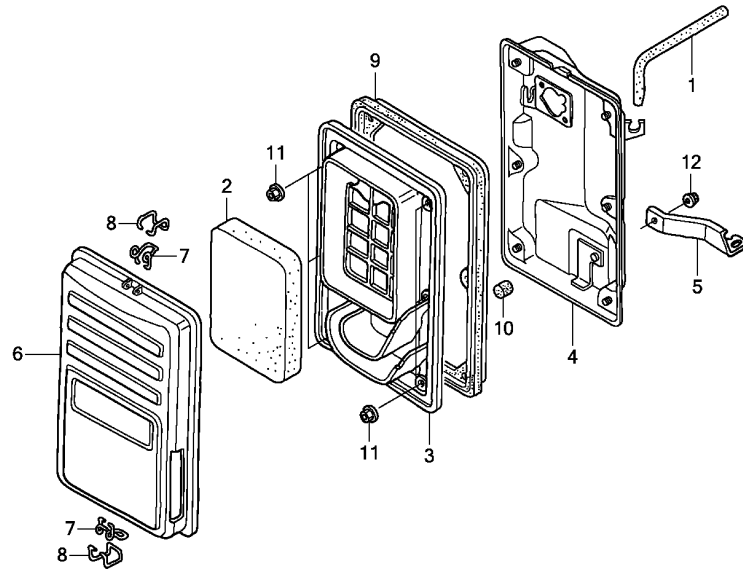
2



Ref. No.	L.O.N.	(Relative ref. Number) Description	F.R.T.
----------	--------	------------------------------------	--------

NO INFORMATION

Ref. No.	Part No.	Description	Reqd. QTY	Serial No.	Parts catalogue code
			GX 390 H1		
1	31511-ZB4-000	PLATE, BATTERY GUARD	1	-----	ES4S,VS6
2	31512-880-810	PLATE, BATTERY SETTING	1	-----	ES4S,VS6
3	31513-634-000	BOLT, BATTERY SETTING, 220MM	2	-----	ES4S,VS6
4	31521-880-000	PLATE, BATTERY	1	-----	ES4S,VS6
5	31550-899-000	BASE, BATTERY TRAY	1	-----	ES4S,VS6
6	32410-ZB4-620	CABLE ASSY., STARTING	1	-----	ES4S,VS6
7	32411-253-000	COVER, STARTER MOTOR TERMINAL	1	-----	ES4S,VS6
8	32430-ZB4-620	CABLE ASSY., EARTH	1	-----	ES4S,VS6
9	32601-SK7-900	BOLT, BATTERY TERMINAL	2	-----	ES4S,VS6
10	32602-SK7-900	NUT, BATTERY TERMINAL	2	-----	ES4S,VS6

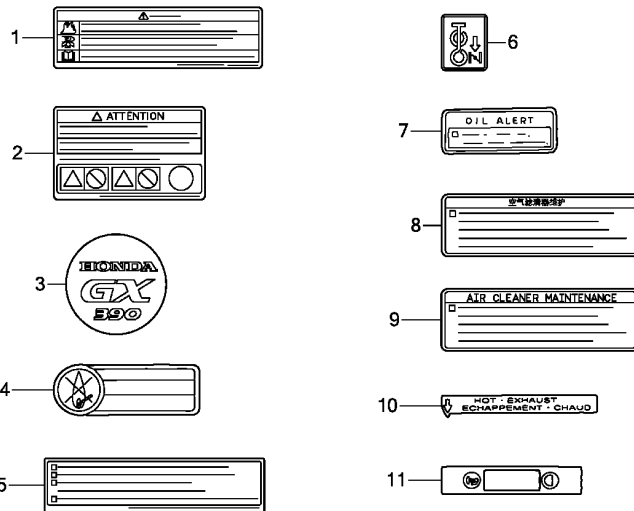


Z7E0E4003

Ref. No.	L.O.N.	(Relative ref. Number) Description	F.R.T.
1	1111K5	TUBE, BREATHER	0.1
2	3121B8	ELEMENT, AIR CLEANER	0.1
.INCLUDES: Air cleaner element -inspection			
3	3121F0	SEPARATOR, AIR CLEANER	0.1
4	3121A5	CASE, AIR CLEANER	0.2
9	3121E8	SEAL, AIR CLEANER CASE	0.1

Ref. No.	Part No.	Description	Reqd. QTY		Serial No.	Parts catalogue code
			GX 390 H1			
1	15721-ZB4-000	TUBE, BREATHER	1	-----	-----	ES2,VMQ3,VMT3,VS4,VS6,VSB4
2	17211-899-000	ELEMENT, AIR CLEANER	1	-----	-----	ES2,VMQ3,VMT3,VS4,VS6,VSB4
3	17212-ZB4-003	SEPARATOR, AIR CLEANER	1	-----	-----	ES2,VMQ3,VMT3,VS4,VS6,VSB4
4	17220-ZB4-003	CASE COMP., AIR CLEANER	1	-----	-----	ES2,VMQ3,VMT3,VS4,VS6,VSB4
5	17222-ZC2-000	STAY, AIR CLEANER	1	-----	-----	ES2,VMQ3,VMT3,VS4,VS6,VSB4
6	17231-899-000	COVER COMP., AIR CLEANER	1	-----	-----	ES2,VMQ3,VMT3,VS4,VS6,VSB4
7	17235-899-000	CLIP A, AIR CLEANER WIRE	2	-----	-----	ES2,VMQ3,VMT3,VS4,VS6,VSB4
8	17236-899-000	CLIP B, AIR CLEANER WIRE	2	-----	-----	ES2,VMQ3,VMT3,VS4,VS6,VSB4
9	17252-899-000	SEAL, AIR CLEANER	1	-----	-----	ES2,VMQ3,VMT3,VS4,VS6,VSB4
10	17367-413-690	FILTER, DRAIN TUBE	1	-----	-----	ES2,VMQ3,VMT3,VS4,VS6,VSB4
11	94050-05000	NUT, FLANGE, 5MM	6	-----	-----	ES2,VMQ3,VMT3,VS4,VS6,VSB4
12	94050-06000	NUT, FLANGE, 6MM	1	-----	-----	VMQ3,VMT3



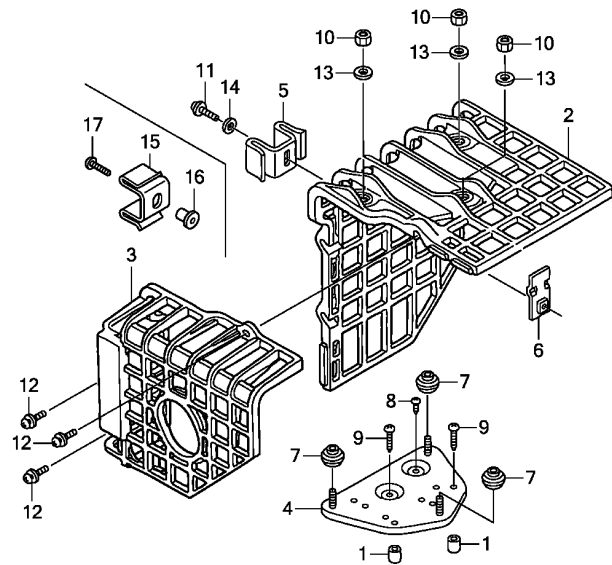


Z7E0E4004

Ref. L.O.N. (Relative ref. Number) F.R.T.
No. Description

NO INFORMATION

Ref. No.	Part No.	Description	Reqd. QTY	Serial No.	Parts catalogue code
			GX 390 H1		
1	87516-Z1T-800	MARK, OPERATOR CAUTION	1	-----	VS4,VS6,VS4
2	87516-ZH7-800	MARK, OPERATOR CAUTION(FRENCH) (MADE IN JAPAN)	1	----- 0053888	VPX4
	87516-Z4N-800	MARK, OPERATOR CAUTION(FRENCH) (MADE IN CHINA)	1	0053889 -----	VSP
3	87521-ZF6-W04	EMBLEM(HONDA GX390)	1	-----	ES2,ES3S,ES4S,VS4,VS6,VS4
4	87522-883-660	MARK, CAUTION (ENGLISH/FRENCH/SPANISH)	1	-----	EDS1,EDT1
5	87522-Z1T-G21	LABEL, CAUTION	1	-----	VTE5
6	87528-898-620	MARK, CHOKE	1	-----	EDS1,EDT1,ES2,ES3S,ES4S,VMQ3,VMT3,VPX4,VPXB,VPXE,VS4,VS6,VS4
7	87532-ZH8-810	MARK, OIL ALERT(ENGLISH)	1	-----	VTE5
8	87533-Z7E-800	MARK, AIR CLEANER(CHINESE) ..	1	-----	VPXB,VPXE
			1	0010335 -----	EDS1,EDT1,VPX4
9	87533-ZC0-630	MARK, AIR CLEANER(ENGLISH) ..	1	-----	ES2,ES3S,ES4S,VMQ3,VMT3,VS4,VS6,VS4
			(1)	-----	VPX4,VPXB,VPXE
			1	----- 0010334	EDS1,EDT1
10	87539-898-620	MARK, EX. CAUTION (ENGLISH/FRENCH)	1	-----	EDS1,EDT1,ES2,ES3S,ES4S,VMQ3,VMT3,VS4,VS6,VS4
11	87565-ZB4-A00	PLATE, FUEL INDICATION	1	-----	VMQ3,VMT3



Z7E0X0200A

Ref. No.	L.O.N.	(Relative ref. Number) Description	F.R.T.
----------	--------	---------------------------------------	--------

NO INFORMATION

Ref. No.	Part No.	Description	Reqd. QTY	Serial No.	Parts catalogue code
			GX 390 H1		
1	17233-896-701	COLLAR, AIR CLEANER CASE	(2)	-----	QHB1,VPX4,VPXB,VPXE
2	18433-Z5T-000	COVER COMP., MUFFLER	(1)	-----	QHB1
	18433-ZF6-W40	(1)	-----	VPX4,VPXB,VPXE
3	18434-Z5T-000	COVER COMP., RR. MUFFLER	(1)	-----	QHB1
	18434-ZF6-W40	(1)	-----	VPX4,VPXB,VPXE
4	18436-ZH8-W41	BASE COMP., MUFFLER COVER	(1)	-----	QHB1
	18436-ZH8-W40	(1)	-----	VPX4,VPXB,VPXE
5	18437-ZF6-W40	STAY, MUFFLER COVER	(1)	-----	VPX4,VPXB,VPXE
6	18438-ZF6-W40	PLATE, SET	(1)	-----	VPX4,VPXB,VPXE
7	18466-ZH8-W40	SPACER, MUFFLER COVER	(3)	-----	QHB1,VPX4,VPXB,VPXE
8	90050-ZE1-000	SCREW, TAPPING, 5X8	(1)	-----	QHB1,VPX4,VPXB,VPXE
9	90050-ZH8-W40	SCREW, TAPPING, 5X25	(2)	-----	QHB1,VPX4,VPXB,VPXE
10	90302-KF9-900	NUT, HEX., 5MM	(3)	-----	QHB1,VPX4,VPXB,VPXE
11	93891-05012-00	SCREW-WASHER, 5X12	(1)	-----	VPX4,VPXB,VPXE
12	93891-06020-07	SCREW-WASHER, 6X20	(3)	-----	QHB1,VPX4,VPXB,VPXE
13	94103-05700	WASHER, PLAIN, 5MM	(3)	-----	QHB1,VPX4,VPXB,VPXE
14	94111-05000	WASHER, SPRING, 5MM	(1)	-----	VPX4,VPXB,VPXE
15	18437-Z5T-000	STAY, MUFFLER COVER	(1)	-----	ES2,QHB1,VSB4
16	19619-ZL8-300	COLLAR, FAN COVER	(1)	-----	ES2,QHB1,VSB4
17	90006-Z5T-000	SCREW, TAPPING, 6X25	(1)	-----	ES2,QHB1,VSB4



PART NO. INDEX

H 4

Part Number	Address	Page	Ref.	Part Number	Address	Page	Ref.	Part Number	Address	Page	Ref.	Part Number	Address	Page	Ref.
98079-55855	D2	23	15												
98079-55876	D2	23	15												
98079-56846	D2	23	15												
	G5	74	32												
98079-56855	D2	23	15												
98079-56876	D2	23	15												
98200-30500	F15	68	26												
	G5	74	24												
99000															
99101-ZH8-0880	E8	45	26												
99101-ZH8-0900	E8	45	26												
99101-ZH8-0920	E8	45	26												
99101-ZH8-0950	E8	45	26												
99101-ZH8-0980	E11	48	43												
99101-ZH8-1000	E8	45	26												
	E11	48	43												
99101-ZH8-1020	E8	45	26												
	E11	48	43												
99101-ZH8-1050	E8	45	26												
	E11	48	43												
99101-ZH8-1080	E11	48	43												
99204-ZA0-0400	E8	45	27												
99204-ZA0-0450	E8	45	27												
	E11	48	44												

3

PART NAME INDEX

Part name	Address	Page	Ref.	Part name	Address	Page	Ref.	Part name	Address	Page	Ref.
[A]											
ALERT UNIT, OIL	D3	24	3	BOLT, FLANGE, 6X40	F8	61	9	CLIP A, AIR CLEANER WIRE	G8	77	7
	F14	67	10	BOLT, FLANGE, 8X20	G6	75	10	CLIP B, AIR CLEANER WIRE	E14	51	7
ARMATURE COMP.	F9	62	2	BOLT, FLANGE, 8X25	F3	56	13		G8	77	8
ARM COMP., GOVERNOR	F12	65	28		F16	69	6	CLIP, GOVERNOR HOLDER	D6	27	12
ARM, GOVERNOR	F11	64	1	BOLT, FLANGE, 8X35	F10	63	20		D8	29	12
ARM, VALVE ROCKER	D15	36	4	BOLT, FLANGE, 8X40	D7	28	16	CLIP, HARNESS	D9	30	11
ARRESTER COMP., SPARK	F1	54	17		D8	29	16	CLIP, PISTON PIN, 20MM	D14	35	6
ARRESTER, SPARK	F1	54	14		D9	30	16	CLIP, PURSE LOCK	F14	67	18
			18	BOLT, GOVERNOR ARM	F12	65	17	CLIP, TUBE	E5	42	1
	G6	75	6		F16	69	12		E10	47	40
				BOLT, HEAD COVER	D1	22	8		F3	56	12
[B]											
BAND	F14	67	9	BOLT, HEX., 8X25	D10	31	9				20
BARREL ASSY., CYLINDER	D3	24	1	BOLT, PIVOT, 8MM	E1	38	16		F4	57	22
BASE COMP., CONTROL	F12	65	12	BOLT, STUD, 8X106	D1	22	9		G4	73	23
BASE COMP., MUFFLER COVER	G10	79	4	BOLT, STUD, 8X131.5	D2	23	9	CLIP, VALVE GUIDE	D1	22	4
BASE, BATTERY TRAY	G7	76	5	BOLT, STUD, 8X32	D2	23	11	CLIP, WIRE	D4	25	19
BEARING, RADIAL BALL, 6202 ...	D4	25	15	BOX ASSY., CONTROL	F14	67	1		G4	73	7
	D7	28	17				2	CLIP, WIRE HARNESS	E11	48	46
	D8	29	14	BRACKET, CASE MOUNTING	F14	67	4	CLIP, WIRE HARNESS, 6MM	E5	42	9
			17	BRACKET, CENTER	F9	62	5	CLUTCH COMP., OVERRUNNING	F9	62	3
	D9	30	17	BRACKET, FR.	F9	62	6	COCK ASSY., FUEL	G4	73	2
	F16	69	9	BRUSH	F9	62	8	COIL ASSY., CHARGE	F7	60	5
BEARING, RADIAL BALL, 6204 ...	D8	29	18	BUSH, ARM PIVOT	E10	47	29	COIL ASSY., IGNITION	F7	60	1
BEARING, RADIAL BALL, 6206 ...	F16	69	13	BUSH, CONTROL KNOB	G4	73	13		F8	61	12
BEARING, RADIAL BALL, 6207 ...	D7	28	18	[C]				COIL ASSY., LAMP	F8	61	13
	D8	29	19	CABLE ASSY., EARTH	G7	76	8				14
	D9	30	18	CABLE ASSY., STARTING	G7	76	6	COLLAR B, AIR CLEANER	E13	50	8
BEARING, RADIAL BALL, 6207SH .	D10	31	8	CAMSHAFT ASSY.	D15	36	2		E15	52	4
BOLT-WASHER, 5X14	F10	63	17	CAP ASSY., NOISE SUPPRESSOR ...	F7	60	2	COLLAR, AIR CLEANER	E12	49	7
BOLT-WASHER, 6X22	E13	50	10	CAP ASSY., OIL FILLER	D5	26	3		E13	50	7
	E15	52	8				4		E15	52	3
BOLT, BATTERY SETTING, 220MM .	G7	76	3		D8	29	3	COLLAR, AIR CLEANER CASE	G10	79	1
BOLT, BATTERY TERMINAL	G7	76	9	CAP COMP., AIR CLEANER	E15	52	7	COLLAR, FAN COVER	G10	79	16
BOLT, CONNECTING ROD	D13	34	5	CAP COMP., FUEL FILLER	F2	55	4	COLLAR, LEVER	E10	47	34
	D14	35	5		G5	74	33	COLLAR, SETTING	E7	44	12
BOLT, DRAIN PLUG, 12X15	D3	24	6	CAP, CHOKE DUST	E9	46	10		E9	46	12
BOLT, FLANGE, 10X80	D2	23	14	CAP, MUFFLER	E16	53	5	COLLAR, STOPPER	F12	65	25
BOLT, FLANGE, 5X10	D9	30	10	CAP, OIL FILLER	D9	30	4	COLLAR, TANK CUSHION	G5	74	31
BOLT, FLANGE, 6X10	E3	40	13	CARBURETOR ASSY.	E6	43	9	CONTACTOR ASSY.	F9	62	1
	E4	41	12		E7	44	9	CONTROL ASSY.	F11	64	5
	G6	75	8		E9	46	8				6
			9	CASE COMP., AIR CLEANER	E14	51	3		F12	65	24
BOLT, FLANGE, 6X12	D3	24	5		G8	77	4				29
	D4	25	14	CASE COMP., FUSE	G4	73	15	CORD, EARTH	D4	25	16
	E5	42	6	CASE COMP., RECOIL STARTER ...	E2	39	2	CORD, STOP SWITCH	F7	60	6
	E16	53	9		E4	41	2	COUNTERSHAFT COMP.	F16	69	4
	F8	61	8	CASE, CONTROL	F14	67	3	COUPLER COMP.	G4	73	9
	F12	65	16	CHAMBER SET, FLOAT	E6	43	4	COVER ASSY., CRANKCASE	D5	26	1
	F13	66	4		E9	46	4		D8	29	1
	F14	67	16	CHOKE SET	E6	43	8		D9	30	1
	G5	74	36	CIRCLIP, 5MM	F12	65	19	COVER ASSY., GEAR CASE	F16	69	1
	G6	75	9	CLAMPER, CORD	F7	60	3	COVER COMP., AIR CLEANER	E12	49	4
BOLT, FLANGE, 6X28	F8	61	10	CLAMP, TUBE	F3	56	17		E14	51	5
BOLT, FLANGE, 6X32	F8	61	9		F4	57	21		E15	52	2
BOLT, FLANGE, 6X35	F8	61	9	CLIP A, AIR CLEANER WIRE	E14	51	6	COVER COMP., FAN	G8	77	6
								COVER COMP., HEAD	D1	22	6

PART NAME INDEX

Part name	Address	Page	Ref.	Part name	Address	Page	Ref.	Part name	Address	Page	Ref.
COVER COMP., MUFFLER	G10	79	2	GASKET SET	E8	45	28	JET, MAIN, #102	E11	48	43
COVER COMP., RR. MUFFLER	G10	79	3		E9	46	1	JET, MAIN, #105	E8	45	26
COVER, AIR CLEANER	E12	49	4	GASKET, CYLINDER HEAD	D1	22	5		E11	48	43
COVER, DUCT	D9	30	2	GASKET, EX. PIPE	D2	23	17	JET, MAIN, #108	E11	48	43
COVER, STARTER MOTOR TERMINAL	G7	76	7		E16	53	6	JET, MAIN, #88	E8	45	26
CRANKSHAFT COMP.	D10	31	1		F1	54	13	JET, MAIN, #90	E8	45	26
					G6	75	5	JET, MAIN, #92	E8	45	26
				GASKET, MUFFLER	E16	53	7	JET, MAIN, #95	E8	45	26
					F1	54	15	JET, MAIN, #98	E11	48	43
				GEAR, COUNTER	F16	69	14	JOINT, FUEL TANK	F2	55	2
				GEAR, DRIVE PINION	F9	62	7	JOINT, ROD	E10	47	19
				GEAR, PRIMARY DRIVE	F16	69	3				
CUP, FUEL STRAINER	E8	45	23	GEAR, REDUCTION	F9	62	11	[K]			
	G4	73	6	GOVERNOR ASSY.	D6	27	7	KEY COMP.	F14	67	12
[D]					D8	29	7		G4	73	12
DIAPHRAGM ASSY.	E10	47	24	GRIP, STARTER	E3	40	10	KEY, 6.3X6.3X43	D10	31	7
DOWEL PIN, 12X20	D2	23	12		E4	41	9	KEY, 7X7X33	D10	31	7
DOWEL PIN, 8X12	D6	27	13	GROMMET, AIR CLEANER	E12	49	5	KEY, SPECIAL WOODRUFF, 25X18..	F6	59	7
	D8	29	13	GROMMET, CHOKE ROD	E10	47	26	KNOB, COCK LEVER	G4	73	10
	D9	30	12	GROMMET, CORD	F7	60	4				
DOWEL PIN, 8X14	F16	69	11	GROMMET, CRANKCASE	G5	74	37	[L]			
[E]				GROMMET, DRAIN HOLE	E5	42	5	LABEL, CAUTION	G1	70	3
ELBOW COMP., AIR CLEANER	E13	50	9	GROMMET, FENDER	E10	47	30		G9	78	5
	E15	52	6	GUIDE, CHOKE ROD	E10	47	27	LABEL, WARNING	G1	70	1
ELEMENT COMP., AIR CLEANER ...	E12	49	2	GUIDE, EX. VALVE	D1	22	3	LENS ASSY., PROTECTOR	F14	67	14
ELEMENT, AIR CLEANER	E12	49	2	GUIDE, IN. VALVE	D1	22	2		G4	73	17
	E14	51	1	GUIDE, PUSH ROD	E1	38	15	LEVER COMP., CHOKE	E7	44	18
	G8	77	2	GUIDE, RATCHET	E2	39	6		E8	45	18
EMBLEM	G1	70	2	[H]				LEVER COMP., THROTTLE	F13	66	2
	G9	78	3	HANDLE, BOX WRENCH	G3	72	2	LEVER, CHOKE	E10	47	18
E-RING, 2MM	E10	47	37	HARNES, SUB WIRE	F14	67	8	LEVER, COCK	E8	45	19
E-RING, 4MM	E10	47	38	HEAD COMP., CYLINDER	D1	22	1	LEVER, CONTROL	F11	64	7
E-RING, 7MM	E10	47	39	HOLDER, BRUSH	F9	62	12	LIFTER, VALVE	D15	36	5
[F]				HOLDER, CABLE	F12	65	10				
FAN, COOLING	F5	58	1	HOLDER, FUEL FILTER	F2	55	8	[M]			
FILTER COMP., FUEL	G5	74	26	HOLDER, GOVERNOR WEIGHT	D6	27	9	MARK, AIR CLEANER	G9	78	8
FILTER, CUP	G4	73	5		D8	29	9		G9	78	6
FILTER, DRAIN TUBE	E14	51	9	HOLDER, STOP SWITCH CORD	F7	60	7	MARK, AIR CLEANER CAUTION	G2	71	19
	G8	77	10	HOLDER, WIRE	F12	65	15	MARK, CAUTION	G9	78	4
FILTER, FUEL	F2	55	6	[I]				MARK, CHOKE	G1	70	5
				INSULATOR	F10	63	14		G2	71	20
				INSULATOR, CARBURETOR	E7	44	14	MARK, CONTROL BOX	F14	67	15
					E9	46	13	MARK, EX. CAUTION	G9	78	10
FILTER, OUTER	E12	49	3		E10	47	13	MARK, OIL ALERT	G1	70	6
FLOAT SET	E6	43	3	[J]					G2	71	18
FLYWHEEL COMP.	F5	58	4	JET SET, PILOT, #40	E8	45	27		G9	78	7
				JET SET, PILOT, #45	E8	45	27	MARK, OIL CAUTION	G2	71	13
					E11	48	44	MARK, OPERATOR CAUTION	G1	70	3
					E8	45	26		G2	71	7
FUSE, BLADE	F15	68	26	JET, MAIN, #100	E8	45	26		G9	78	17
	G5	74	24		E11	48	43				
[G]				JET, MAIN, #102	E8	45	26				
GASKET SET	E6	43	1								

PART NAME INDEX

13

Part name	Address	Page	Ref.	Part name	Address	Page	Ref.	Part name	Address	Page	Ref.
MARK, THROTTLE INDICATION ----	G2	71	21	PACKING, ELBOW	E12	49	1	ROD, CHOKE	E10	47	20
METER ASSY., FUEL	G5	74	25		E15	52	1	ROD, CHOKE CONTROL	E10	47	25
MOTOR UNIT, STARTER	F9	62	4	PACKING, FUEL COCK	E8	45	22	ROD, GOVERNOR	F11	64	2
MUFFLER COMP.	E16	53	1	PACKING, FUEL FILLER CAP	F2	55	5	ROD, PUSH	D15	36	3
	G6	75	1		G5	74	34	ROPE, RECOIL STARTER	E3	40	11
				PACKING, FUEL STRAINER CUP ----	E7	44	13		E4	41	10
[N]					G4	73	1	ROTATOR, VALVE	D16	37	14
NOSE, SILENCER	E12	49	6	PACKING, HEAD COVER	D1	22	7		E1	38	14
NOZZLE, MAIN	E7	44	11	PACKING, INSULATOR	E7	44	17	RUBBER, BOTTOM	D4	25	17
	E9	46	11		E10	47	15				
NUT-WASHER, 6MM	F10	63	19	PACKING, OIL FILLER CAP	D6	27	5	RUBBER, FUEL	F3	56	15
NUT, BATTERY TERMINAL	G7	76	10				6				19
NUT, FLANGE, 10MM	D4	25	11		D8	29	5		G4	73	21
NUT, FLANGE, 5MM	E14	51	10	PANEL COMP., CONTROL	F14	67	5	RUBBER, SUPPORTER	F2	55	1
	G8	77	11	PAN, CLEANER OIL	E15	52	5	RUBBER, TANK CUSHION	G5	74	30
NUT, FLANGE, 6MM	E11	48	49	PIN, GOVERNOR WEIGHT	D6	27	10	RUBBER, TANK MOUNTING	G4	73	18
	E13	50	12		D8	29	10				
	E14	51	11	PIN, LOCK, 10MM	D9	30	8	[S]			
	E15	52	10	PIN, PISTON	D4	25	13	SCREEN SET, FUEL STRAINER	G4	73	3
	F12	65	23	PIN, SPRING, 2X12	D13	34	3	SCREW-WASHER, 4X6	F10	63	15
NUT, FLANGE, 8MM	G8	77	12	PIPE, EX.	E8	45	25	SCREW-WASHER, 5X12	E11	48	47
	D2	23	18		D2	23	16		G10	79	11
	F1	54	12	PISTON	E16	53	4	SCREW-WASHER, 5X32	F10	63	18
	F3	56	10		D12	33	2	SCREW-WASHER, 6X20	G10	79	12
	G5	74	35		D13	34	2	SCREW SET	E6	43	7
NUT, HEX., 4MM	F15	68	23	PIVOT, ROCKER ARM	D15	36	6		E9	46	5
NUT, HEX., 5MM	G10	79	10	PLATE, BATTERY	G7	76	4				7
NUT, PIVOT ADJUSTING	E1	38	17	PLATE, BATTERY GUARD	G7	76	1		E11	48	48
NUT, SELF-LOCK, 6MM	F12	65	18	PLATE, BATTERY SETTING	G7	76	2	SCREW SET, DRAIN	E6	43	6
NUT, SPECIAL, 16MM	F5	58	6	PLATE, FRICTION	E2	39	5		E9	46	6
	F6	59	6	PLATE, FUEL INDICATION	G9	78	11	SCREW SET, PILOT	E6	43	5
NUT, TOOL BOX SETTING	E13	50	11	PLATE, LEVER SETTING	E8	45	20	SCREW, CENTER	E4	41	11
	E15	52	9	PLATE, SET	G10	79	6	SCREW, FLAT, 5X10	G5	74	38
NUT, WING, 6MM	E13	50	13	PLUG, SPARK	D2	23	15	SCREW, GLOVE BOX	G4	73	20
					G5	74	32	SCREW, PAN, 3X12	F15	68	21
[O]				PROTECTOR COMP., MUFFLER	E16	53	2	SCREW, PAN, 3X6	E8	45	24
OIL SEAL, 30X46X8	F16	69	10	PROTECTOR, CIRCUIT	F14	67	13	SCREW, PAN, 4X12	F15	68	22
OIL SEAL, 35X52X8	D4	25	8		G4	73	16	SCREW, PAN, 4X6	F12	65	20
	D6	27	14	PROTECTOR, EX. PIPE	E16	53	3	SCREW, PAN, 5X12	E10	47	35
	D9	30	13	PROTECTOR, MUFFLER INNER	G6	75	3	SCREW, PAN, 5X16	F12	65	21
OIL SEAL, 8X14X5	D4	25	9	PROTECTOR, MUFFLER OUTER	G6	75	2	SCREW, PAN, 5X32	F12	65	22
O-RING, 14MM	D4	25	10	PULLEY COMP., STARTER	F5	58	2	SCREW, PAN, 5X35	F12	65	30
	F3	56	9	PULLEY, RECOIL STARTER	E4	41	3	SCREW, PAN, 5X45	F12	65	27
O-RING, 26X2.7	D9	30	14	PULLEY, STARTER	F5	58	3	SCREW, PAN, 5X8	F13	66	5
O-RING, 9.0X1.3	G4	73	4					SCREW, RECESSED, 5X25	F12	65	26
				[R]				SCREW, SETTING	E3	40	12
[P]				RATCHET, STARTER	E2	39	4	SCREW, SPECIAL, 6X12	F14	67	17
PACKING	F10	63	16		E4	41	4	SCREW, TAPPING, 4X6	F1	54	11
PACKING, AIR CLEANER	E10	47	23	RECTIFIER ASSY., SILICON	F14	67	6		G6	75	7
PACKING, AIR CLEANER ELBOW ...	E12	49	1		G4	73	8	SCREW, TAPPING, 5X25	G10	79	9
PACKING, CARBURETOR	E7	44	16	REEL, RECOIL STARTER	E2	39	3	SCREW, TAPPING, 5X8	E16	53	10
	E10	47	14	RETAINER, EX. VALVE SPRING	D16	37	12		F1	54	16
PACKING, CASE COVER	D5	26	2	RETAINER, IN. VALVE SPRING	D16	37	11	SCREW, TAPPING, 6X10	G10	79	8
	D8	29	2	RETAINER, SPRING	E4	41	8	SCREW, TAPPING, 6X25	G10	79	17
	D9	30	3	RING SET, PISTON	D11	32	1	SCREW, THROTTLE STOP	E7	44	10
PACKING, CHAIN CASE COVER ----	F16	69	2		D12	33	1		E9	46	9
				ROD ASSY., CONNECTING	D13	34	4				

PART NAME INDEX

I 4

Part name	Address	Page	Ref.	Part name	Address	Page	Ref.	Part name	Address	Page	Ref.
SEAL, AIR CLEANER	E14	51	8	TUBE, 11X105	D2	23	13				
	G8	77	9	TUBE, 3.5X130	E11	48	42				
SEAL, CHOKE LEVER	E10	47	32	TUBE, 3.5X75	E11	48	41				
SEAL, MUFFLER PROTECTOR	G6	75	4	TUBE, BREATHER	D2	23	19				
SEAL, VALVE STEM	D15	36	1		G8	77	1				
SEAT, VALVE SPRING	D16	37	13	TUBE, FASTENER, 30MM	F15	68	20				
SEPARATOR, AIR CLEANER	E14	51	2	TUBE, FUEL, 4.5X150	F3	56	18				
	G8	77	3		G4	73	22				
SHAFT, GOVERNOR ARM	D3	24	2	TUBE, FUEL, 4.5X180	F3	56	16				
SHAFT, P.T.O.	F16	69	5	TUBE, FUEL, 4.5X235	F3	56	11				
SHROUD	E5	42	3	TUBE, FUEL, 4.5X250	F3	56	18				
SLIDER, GOVERNOR	D6	27	11								
	D8	29	11	[V]							
	D9	30	9	VALVE ASSY., SOLENOID	E11	48	45				
SOLENOID ASSY.	F13	66	3	VALVE SET, FLOAT	E6	43	2				
SPACER COMP., CARBURETOR	E7	44	15		E9	46	2				
SPACER, CONTROL LEVER	F12	65	11	VALVE, DASHPOT CHECK	E10	47	28				
SPACER, MUFFLER COVER	G10	79	7	VALVE, EX.	D16	37	9				
SPRING, BRUSH RETURN	F9	62	10	VALVE, IN.	D16	37	8				
SPRING, CABLE RETURN	F12	65	14								
SPRING, CHOKE RETURN	F13	66	1	[W]							
SPRING, COCK LEVER	E8	45	21	WASHER COMP., HEAD COVER	D2	23	10				
SPRING, CONTROL ADJUSTING	F12	65	13	WASHER, 8.2X17X0.8	D4	25	7				
SPRING, FRICTION	E3	40	7	WASHER, 8.5X42X4.5	F16	69	7				
	E4	41	5	WASHER, CHOKE LEVER	E10	47	31				
SPRING, GOVERNOR	F11	64	3	WASHER, CONTROL LEVER	F11	64	9				
SPRING, LEVER	F11	64	8	WASHER, DRAIN PLUG, 12MM	D4	25	12				
SPRING, MANUAL CHOKE	E10	47	22	WASHER, FRAME JOINT	G5	74	28				
SPRING, RATCHET	E4	41	7	WASHER, LOCK, 8.5X35X4.5	D10	31	6				
SPRING, RECOIL STARTER	E3	40	8	WASHER, PLAIN, 4MM	F15	68	24				
SPRING, RETURN	E3	40	9	WASHER, PLAIN, 5MM	E10	47	36				
SPRING, STARTER RETURN	E4	41	6	WASHER, PLAIN, 6MM	G10	79	13				
SPRING, THROTTLE RETURN	F11	64	4		D6	27	15				
SPRING, VALVE	D16	37	10	WASHER, PLAIN, 6MM	D6	27	15				
SPRING, WEIGHT RETURN	D15	36	7		D8	29	15				
STARTER ASSY., RECOIL	E2	39	1		D9	30	15				
	E4	41	1	WASHER, SPRING, 4MM	F15	68	25				
STAY ASSY., MANUAL CHOKE	E10	47	16	WASHER, SPRING, 5MM	G10	79	14				
STAY COMP., SOLENOID	E10	47	17	WASHER, TANK CUSHION	G5	74	29				
STAY, AIR CLEANER	E14	51	4	WASHER, THRUST, 2.7X8	E10	47	33				
	G8	77	5	WEIGHT, BALANCER	D10	31	5				
STAY, MUFFLER COVER	G10	79	5	WEIGHT, GOVERNOR	D6	27	8				
			15		D8	29	8				
STOPPER, CHOKE ROD	E10	47	21		D9	30	6				
STOPPER, DISCHARGE GUARD	G5	74	27	WIRE, WATER COVER	F9	62	13				
STRAINER COMP., FUEL	F3	56	14	WRENCH COMP., SPARK PLUG	G3	72	1				
STRAP, CABLE, 118MM	F14	67	19	WRENCH, PLUG	G4	73	19				
SUB HARNESS	E5	42	8								
SUSPENSION, COUPLER	F14	67	7	[Y]							
SWITCH ASSY., COMBINATION	F14	67	11	YOKE COMP.	F9	62	9				
	G4	73	11								
SWITCH ASSY., ENGINE KILL	G4	73	14								
SWITCH ASSY., ENGINE STOP	E5	42	4								
			7								
SWITCH ASSY., OIL LEVEL	D3	24	4								
[T]											
TANK COMP., FUEL	F2	55	3								

1

FOREWORD INDEX

2

ENGINE GROUP

3

PART NUMBER INDEX

4

PART NAME INDEX

HONDA
The Power of Dreams



PARTS CATALOGUE NEWS

Honda Motor Co., Ltd.
Customer Service Technology Development Division

Printed in Japan

CODE NO.	13Z7E802
PARTS CATALOGUE NEWS	GX390H1
NEWS NO.	001

GX390H1-QEBR, QHBR and QXBR TYPES sales parts information

NOTE: This Parts Catalogue News explains only the parts of the different model that are produced to conform to addition of the GX390H1-QEBR, QHBR and QXBR types.

As for the parts not listed on this Parts Catalogue News, use the parts of the GX390H1-QXE, QH1 and QX types.

• Models, parts catalogue codes and applicable serial numbers

Model	Type		Parts catalogue type	Applicable engine serial No.	Applicable carburetor identification No.
GX390H1	QXE	Base type	QXE	GCAFH-1000001~	BE85T A/B
	QEBR	Additional type	QEBR		
	QH1	Base type	QH1		
	QHBR	Additional type	QHBR		
	QX	Base type	QX		
	QXBR	Additional type	QXBR		

BOOKNo. : 13Z7E802

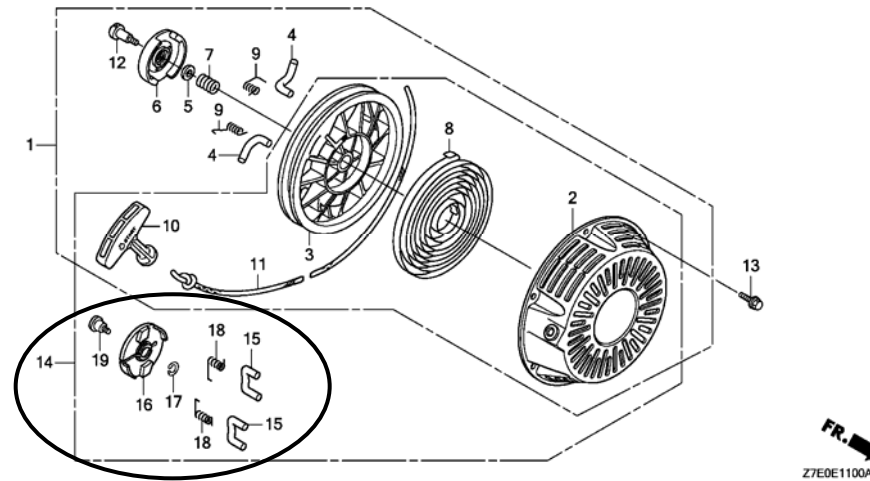
• Features of each type		Base type	Additional type	Base type	Additional type	Base type	Additional type
		GX390H1					
Specifications		QXE	QEBR	QH1	QHBR	QX	QXBR
Crankshaft	25mm Ø X 117mm Straight						
	25.4mm Ø X 142.5mm Straight	●	●	●	●	●	●
	5/16" Tapered						
	35mm Ø Tapered						
	30mm Ø Spline						
	25.4mm Ø Spline						
Oil alert	●	●			●	●	
Oil level switch	●	●			●	●	
Charge coil	●	●					
Starter motor	●	●					
Control box	●	●					
Reduction							

BOOKNo. : 13Z7E802

Block No.	Ref. No.	Part No.	Description	Reqd. QTY		Base Part No.	Parts catalogue code
				GX 390 HI			
E-3	3	34150-ZH7-023	ALERT UNIT, OIL.....	1		34150-ZH7-013 QXBR	

E-11 RECOIL STARTER(1)

Ref. No.	(Relative ref. Number)	Description	FRT
1	(14)		
1121B9	STARTER, RECOIL	0.1	
4	(9, 15, 18)		
1121B0	STARTER RATCHET AND/OR SPRING	0.2	
6	(7, 16)		
1121A4	GUIDE, RATCHET	0.2	



E-11	1	STARTER ASSY., RECOIL *R280*..... POWER RED	0	28400-Z7E-003ZB	QEBR, QHBR, QXBR
	2	28410-Z7E-701 CASE COMP., RECOIL STARTER...	1		QEBR, QHBR, QXBR
		CASE COMP., RECOIL STARTER *R280*..... POWER RED	0	28410-Z7E-003ZB	QEBR, QHBR, QXBR
	3	28420-Z7E-701 REEL, RECOIL STARTER (BLACK)...	1	28420-Z7E-003	QEBR, QHBR, QXBR
	4	RATCHET, STARTER.....	0	28422-ZH8-801	QEBR, QHBR, QXBR
	5	PLATE, FRICTION.....	0	28431-ZH8-801	QEBR, QHBR, QXBR
	6	GUIDE, RATCHET.....	0	28433-Z2E-003	QEBR, QHBR, QXBR
	7	SPRING, FRICTION.....	0	28441-Z2E-003	QEBR, QHBR, QXBR
	9	SPRING, RETURN.....	0	28443-ZH8-801	QEBR, QHBR, QXBR

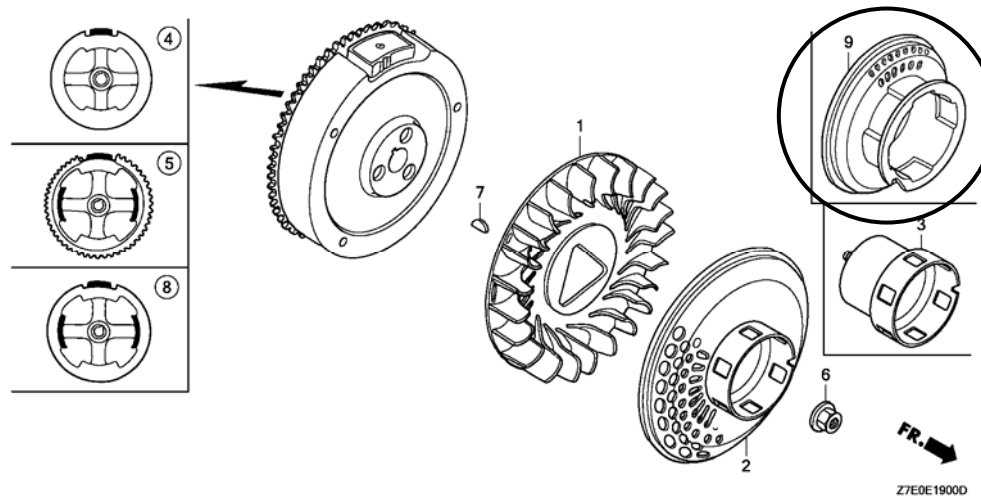
PARTS CATALOGUE NEWS

BOOKNo. :13Z7E802

Block No.	Ref. No.	Part No.	Description	Reqd. QTY	Base Part No.	Parts catalogue code
				GX 390 HI		
	11	28462-Z7E-701	ROPE, RECOIL STARTER.....	1	28462-Z2E-003	QEBR, QHBR, QXBR
	12		SCREW, SETTING.....	0	90003-ZH8-801	QEBR, QHBR, QXBR
	14	28400-Z7E-701	STARTER ASSY., RECOIL.....	1		QEBR, QHBR, QXBR
	15	28422-Z7E-701	RATCHET, STARTER.....	2		QEBR, QHBR, QXBR
	16	28433-Z7E-701	GUIDE, RATCHET.....	1		QEBR, QHBR, QXBR
	17	28441-Z1T-701	SPRING, FRICTION.....	1		QEBR, QHBR, QXBR
	18	28443-Z1T-701	SPRING, RETURN.....	2		QEBR, QHBR, QXBR
	19	90003-Z1T-701	SCREW, SETTING.....	1		QEBR, QHBR, QXBR
E-14	2	16011-Z7E-701	VALVE SET, FLOAT.....	1	16011-ZA0-931	QEBR, QHBR, QXBR
	3	16013-Z7E-701	FLOAT SET.....	1	16013-Z1C-003	QEBR, QHBR, QXBR

E-19 FLYWHEEL

Ref. No.	(Relative ref. Number)	Description	FRT
2	(3, 9)	1121A9 PULLEY, RECOIL STARTER	0.2



E-19	2		PULLEY COMP., STARTER.....	0	28450-Z7E-000	QEBR, QHBR, QXBR
	9	28450-Z7E-701	PULLEY COMP., STARTER.....	1		QEBR, QHBR, QXBR

PARTS CATALOGUE NEWS

BOOKNo. : 13Z7E802

Block No.	Ref. No.	Part No.	Description	Reqd. QTY	Base Part No.	Parts catalogue code
				GX 390 HI		
E-28	3		LABEL, CAUTION.....	0	87522-Z1T-G21	QEBR, QHBR, QXBR
	6	87532-ZK7-800	MARK, OIL ALERT.....	1	87532-ZH8-810	QEBR, QXBR
	7	87519-Z4N-000	MARK, OPERATOR CAUTION (PICTOGRAPH)	1		QEBR, QHBR, QXBR



PARTS CATALOGUE NEWS

Honda Motor Co., Ltd.
Customer Service Technology Development Division

Printed in Japan

CODE NO.	13Z7E802
PARTS CATALOGUE NEWS	GX390H1
NEWS NO.	002

GX390H1-VPXJ TYPE sales parts information

NOTE: This Parts Catalogue News explains only the parts of the different model that are produced to conform to addition of the GX390H1-VPXJ type.

As for the parts not listed on this Parts Catalogue News, use the parts of the GX390H1-VPXE type.

• Models, parts catalogue codes and applicable serial numbers

Model	Type		Parts catalogue type	Applicable engine serial No.	Applicable carburetor identification No.
GX390H1	VPXE	Base type	VPXE	GCAFH-0000001~	BE89L A
	VPXJ	Additional type	VPXJ	GCAFH-1000001~	

BOOKNo. : 13Z7E802

• Features of each type

• Features of each type		Base type	Additional type
Model		GX390H1	
Specifications		VPXE	VPXJ
Type			
Crankshaft	25mm Ø X 117mm Straight		
	25.4mm Ø X 142.5mm Straight		
	5/16" Tapered	●	●
	35mm Ø Tapered		
	30mm Ø Spline		
	25.4mm Ø Spline		
Oil alert		●	●
Oil level switch		●	●
Charge coil		●	●
Starter motor		●	●
Control box			
Reduction			

PARTS CATALOGUE NEWS

BOOKNo. : 13Z7E802

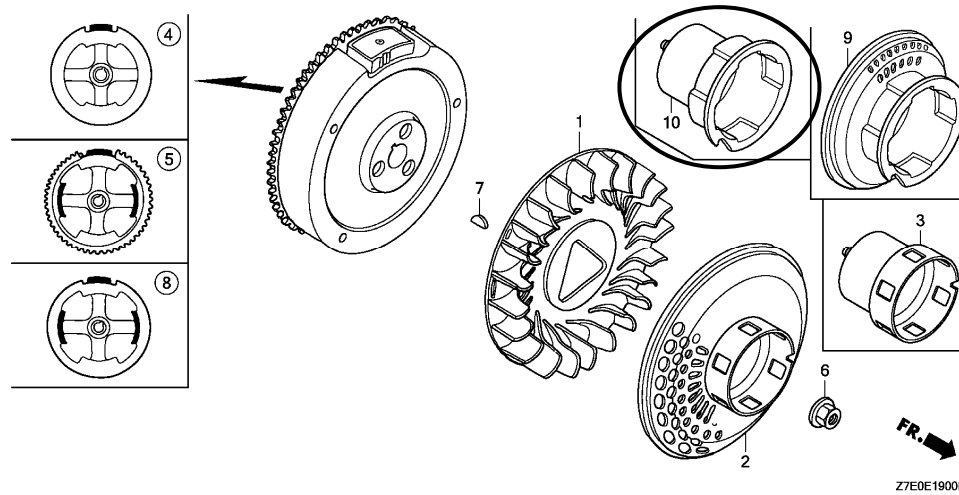
Block No.	Ref. No.	Part No.	Description	Reqd. QTY	Base Part No.	Parts catalogue code
				GX 390 HI		
E-3	3	34150-ZH7-023	ALERT UNIT, OIL.....	1	34150-ZH7-013	VPXJ
E-8	4	13200-Z7E-000	ROD ASSY., CONNECTING.....	1	13200-Z1C-000	VPXJ
	5	90001-Z7E-000	BOLT, CONNECTING ROD.....	2	90001-ZE8-000	VPXJ
E-11	1		STARTER ASSY., RECOIL *R280*..... POWER RED	0	28400-Z7E-003ZB	VPXJ
	2	28410-Z7E-701ZA	CASE COMP., RECOIL STARTER *R280*..... POWER RED	1	28410-Z7E-003ZB	VPXJ
	3	28420-Z7E-701	REEL, RECOIL STARTER (BLACK)...	1	28420-Z7E-003	VPXJ
	4		RATCHET, STARTER.....	0	28422-ZH8-801	VPXJ
	5		PLATE, FRICTION.....	0	28431-ZH8-801	VPXJ
	6		GUIDE, RATCHET.....	0	28433-Z2E-003	VPXJ
	7		SPRING, FRICTION.....	0	28441-Z2E-003	VPXJ
	9		SPRING, RETURN.....	0	28443-ZH8-801	VPXJ
	11	28462-Z7E-701	ROPE, RECOIL STARTER.....	1	28462-Z2E-003	VPXJ
	12		SCREW, SETTING.....	0	90003-ZH8-801	VPXJ
	14	28400-Z7E-701ZA	STARTER ASSY., RECOIL *R280*..... POWER RED	1		VPXJ
	15	28422-Z7E-701	RATCHET, STARTER.....	2		VPXJ
	16	28433-Z7E-701	GUIDE, RATCHET.....	1		VPXJ
	17	28441-Z1T-701	SPRING, FRICTION.....	1		VPXJ
	18	28443-Z1T-701	SPRING, RETURN.....	2		VPXJ
	19	90003-Z1T-701	SCREW, SETTING.....	1		VPXJ
E-15-1	3	17220-ZB4-013	CASE COMP., AIR CLEANER.....	1	17220-ZB4-003	VPXJ
E-16	1	18310-ZE2-W62	MUFFLER COMP. (100DB).....	1	18310-ZE2-W61	VPXJ

BOOKNo. : 13Z7E802

Block No.	Ref. No.	Part No.	Description	Reqd. QTY GX 390 HI	Base Part No.	Parts catalogue code
-----------	----------	----------	-------------	------------------------------	---------------	----------------------

E-19 FLYWHEEL

Ref. No.	LON	(Relative ref. Number) Description	FRT
2	1121A9	(3, 9, 10) PULLEY, RECOIL STARTER	0.2



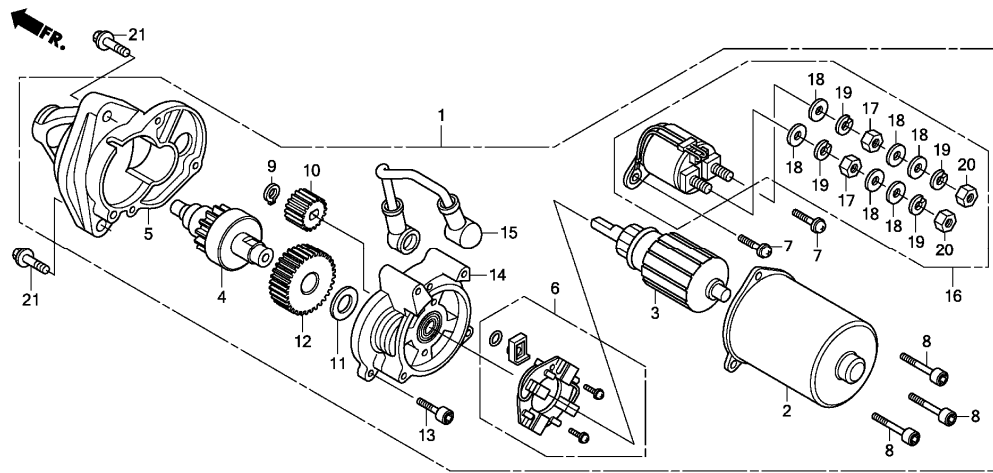
E-19	3	PULLEY, STARTER.....	0	28451-Z7E-000	VPXJ
	5	31110-Z7E-612 FLYWHEEL COMP. (SEL-LAMP).....	1		VPXJ
	10	28451-Z7E-701 PULLEY, STARTER.....	1		VPXJ
E-21	1	CONTACTOR ASSY.....	0	31204-ZA0-003	VPXJ
	2	ARMATURE COMP.....	0	31206-ZE3-003	VPXJ
	3	CLUTCH COMP., OVERRUNNING.....	0	31207-ZE3-003	VPXJ
	4	MOTOR UNIT, STARTER.....	0	31210-ZE3-023	VPXJ
	5	BRACKET, CENTER.....	0	31211-ZE2-003	VPXJ
	6	BRACKET, FR.....	0	31212-ZE3-003	VPXJ
	7	GEAR, DRIVE PINION.....	0	31213-ZE2-003	VPXJ
	8	BRUSH.....	0	31215-ZE2-003	VPXJ
	9	YOKE COMP.....	0	31218-ZE3-003	VPXJ

BOOKNo. : 13Z7E802

Block No.	Ref. No.	Part No.	Description	Reqd. QTY		Parts catalogue code
				GX 390 HI	Base Part No.	
	10		SPRING, BRUSH RETURN.....	0	31219-ZE2-003	VPXJ
	11		GEAR, REDUCTION.....	0	31222-ZE3-791	VPXJ
	12		HOLDER, BRUSH.....	0	31231-ZE2-003	VPXJ
	13		WIRE, WATER COVER.....	0	31232-ZE3-003	VPXJ
	14		INSULATOR.....	0	31233-ZE2-003	VPXJ
	15		SCREW-WASHER, 4X6.....	0	90110-ZE2-003	VPXJ
	16		PACKING.....	0	91601-ZE2-003	VPXJ
	17		BOLT-WASHER, 5X14.....	0	90007-ZE2-003	VPXJ
	18		SCREW-WASHER, 5X32.....	0	93892-05032-18	VPXJ
	19		NUT-WASHER, 6MM.....	0	94070-06080	VPXJ
	20		BOLT, FLANGE, 8X35.....	0	95701-08035-08	VPXJ

E-21-1 STARTER MOTOR (2)

Ref. No.	LON	(Relative ref. Number) Description	FRT
1	6121D5	MOTOR, STARTER	0.2
3	6121A0	ARMATURE, STARTER	0.4
4	6121B0	CLUTCH, OVERRUNNING	0.4
5	6121D2	BRACKET, STARTER :FRONT	0.3
6	6121A9	BRUSH, STARTER	0.4
10	6121E8	GEAR, STARTER DRIVE PINION ...	0.4
12	6121B5	GEAR, STARTER REDUCTION	0.4
14	6121C3	BRACKET, STARTER :CENTER	0.4
15	6121D0	WIRE, WATER COVER	0.2
16	6121C9	SWITCH, STARTER MAGNETIC	0.3



Z7E0E2101

E-21-1	1	31200-Z7E-701	MOTOR ASSY., STARTER.....	1	VPXJ
--------	---	---------------	---------------------------	---	------

PARTS CATALOGUE NEWS

BOOKNo. :13Z7E802

Block No.	Ref. No.	Part No.	Description	Reqd. QTY		Base Part No.	Parts catalogue code
				GX 390 HI			
	2	31211-Z7E-701	HOUSING ASSY.....	1		VPXJ	
	3	31212-Z7E-701	ARMATURE ASSY.....	1		VPXJ	
	4	31213-Z7E-701	GEAR ASSY., DRIVE.....	1		VPXJ	
	5	31214-Z7E-701	CONE ASSY., NOSE.....	1		VPXJ	
	6	31215-Z7E-701	BOARD ASSY., BRUSH.....	1		VPXJ	
	7	31217-Z7E-701	SCREW A.....	2		VPXJ	
	8	31218-Z7E-701	SCREW B.....	3		VPXJ	
	9	31222-Z7E-701	RING, RETAINER.....	1		VPXJ	
	10	31223-Z7E-701	GEAR A.....	1		VPXJ	
	11	31224-Z7E-701	WASHER.....	1		VPXJ	
	12	31225-Z7E-701	GEAR B.....	1		VPXJ	
	13	31226-Z7E-701	SCREW C.....	1		VPXJ	
	14	31230-Z7E-701	BRACKET ASSY.....	1		VPXJ	
	15	32410-Z7E-701	CABLE ASSY., STARTER.....	1		VPXJ	
	16	35850-Z7E-701	SWITCH ASSY., STARTER MAGNETIC	1		VPXJ	
	17	35851-Z7E-701	NUT, HEX., 6MM.....	2		VPXJ	
	18	35852-Z7E-701	WASHER.....	6		VPXJ	
	19	35853-Z7E-701	WASHER, SPRING, 6MM.....	4		VPXJ	
	20	35854-Z7E-701	NUT, HEX., 6MM.....	2		VPXJ	
	21	95701-08035-08	BOLT, FLANGE, 8X35.....	2		VPXJ	
EOP-2	4	18436-ZH8-W41	BASE COMP., MUFFLER COVER.....	(1)	18436-ZH8-W40	VPXJ	

July 14, 2013



PARTS CATALOG NEWS

Honda Motor Co., Ltd.
Customer Service Technology Development Division

PARTS CATALOG - CORRECTED

Printed in Japan

CODE NO.	13Z7E802
PARTS CATALOG NEWS	GX390H1
NEWS NO.	003

Block No.	Ref. No.	Note	Part No.	Description	Reqd. QTY	Serial No.	Parts catalog code
					GX 390 H1		
E-2	15	T	98079-55876	PLUG, SPARK (BPR5ES) (NGK)	(1)	-----	ES2, VMQ3, VMT3, VS4, VS6, VSB4, VSP
		T	98079-56855	PLUG, SPARK (W20EPR-U) (DENSO) ..	1	-----	QA2, VPX4, VPXB, VPXE
E-6	2	D	11381-Z7E-701	PACKING, CASE COVER	1	-----	EDS1, EDT1, ES3S, ES4S, PX, QA2, QBE1, QH, QH1, QHB1, QHB3, QHB5, QHP1, QMH, QN, QP, QX, QXE, QXEK, QXHQ, QXK, SH, SH1, SHE, SM11, SWE2, SWX2, SX, SX1, SXC, SXC1, SXE, SXE1, VMQ3, VPX4, VPXB, VPXE, VS4, VS6, VSB4, VSP, VTE5, VX, VX1, VXE, VVK, VXU1
E-6-1	2	D	11381-Z7E-701	PACKING, CASE COVER	1	-----	LH, LH1, LH2, LHB5, LHP1, LXE9
E-6-2	3	D	11381-Z7E-701	PACKING, CASE COVER	1	-----	ES2, VMT3
E-8	1	D	13010-Z7E-701	RING SET, PISTON (STD.)	1	-----	EDS1, EDT1, ES2, LH, LH1, LH2, LHB5, LHP1, LXE9, PX, QA2, QBE1, QEBR, QH, QH1, QHB1, QHB3, QHB5, QHBR, QHP1, QMH, QN, QP, QX, QXBR, QXE, QXEK, QXHQ, QXK, SH, SH1, SHE, SM11, SWE2, SWX2, SX, SX1, SXC, SXC1, SXE, SXE1, VMQ3, VMT3, VPX4, VPXB, VPXE, VPXJ, VS4, VS6, VSB4, VSP, VTE5, VX, VX1, VXE, VVK, VXU1
		D	13011-Z7E-701	RING SET, PISTON (0.25)	(1)	-----	EDS1, EDT1, ES2, LH, LH1, LH2, LHB5, LHP1, LXE9, PX, QA2, QBE1, QEBR, QH, QH1, QHB1, QHB3, QHB5, QHBR, QHP1, QMH, QN, QP, QX, QXBR, QXE, QXEK, QXHQ, QXK, SH, SH1, SHE, SM11, SWE2, SWX2, SX, SX1, SXC, SXC1, SXE, SXE1, VMQ3, VMT3, VPX4, VPXB, VPXE, VPXJ, VS4, VS6, VSB4, VSP, VTE5, VX, VX1, VXE, VVK, VXU1

NOTE A:PART NO. CHANGE D:NEWLY PROVIDED E:PART NO.DELETION K:REQUIRED NO. CORRECTION L:APPLICATION SERIAL NO. CORRECTION
M:PART DESCRIPTION CORRECTION T:APPLICATION CORRECTION Z:REMARKS CHANGE

PARTS CATALOG NEWS

BOOKNo. :13Z7E802

Block No.	Ref. No.	Note	Part No.	Description	Reqd. QTY		Serial No.	Parts catalog code
					GX 390 H1			
		D	13012-77E-701	RING SET, PISTON(0.50)..... (FUJIAN DONGYA MACHINERY)	(1)			EDS1, EDT1, ES2, LH, LH1, LH2, LHB5, LHP1, LXE9, PX, QA2, QBE1, QEBR QH, QH1, QHB1, QHB3, QHB5, QHBR, QHP1, QMH, QN, QP, QX, QXBR, QXE, QXEK QXHQ, QXK, SH, SH1, SHE, SM11, SWE2, SWX2, SX, SX1, SXC, SXC1, SXE SXE1, VMQ3, VMT3, VPX4, VPXB, VPXE, VPXJ, VS4, VS6, VSB4, VSP, VTE5 VX, VX1, VXE, VVK, VXU1
		D	13013-77E-701	RING SET, PISTON(0.75)..... (FUJIAN DONGYA MACHINERY)	(1)			EDS1, EDT1, ES2, LH, LH1, LH2, LHB5, LHP1, LXE9, PX, QA2, QBE1, QEBR QH, QH1, QHB1, QHB3, QHB5, QHBR, QHP1, QMH, QN, QP, QX, QXBR, QXE, QXEK QXHQ, QXK, SH, SH1, SHE, SM11, SWE2, SWX2, SX, SX1, SXC, SXC1, SXE SXE1, VMQ3, VMT3, VPX4, VPXB, VPXE, VPXJ, VS4, VS6, VSB4, VSP, VTE5 VX, VX1, VXE, VVK, VXU1
E-14	16	D	16221-77E-701	PACKING, CARBURETOR..... (NINGBO SIL GASKET)	1			LH, LH1, LH2, LHB5, LHP1, LXE9, PX, QA2, QBE1, QH, QH1, QHB1, QHB3 QHB5, QHP1, QMH, QN, QP, QX, QXE, QXEK, QXHQ, QXK, SH, SH1, SHE, SM11 SWE2, SWX2, SX, SX1, SXC, SXC1, SXE, SXE1, VSP, VTE5, VX, VX1, VXE VVK, VXU1
	17	D	16212-77E-701	PACKING, INSULATOR..... (NINGBO SIL GASKET)	1			LH, LH1, LH2, LHB5, LHP1, LXE9, PX, QA2, QBE1, QH, QH1, QHB1, QHB3 QHB5, QHP1, QMH, QN, QP, QX, QXE, QXEK, QXHQ, QXK, SH, SH1, SHE, SM11 SWE2, SWX2, SX, SX1, SXC, SXC1, SXE, SXE1, VSP, VTE5, VX, VX1, VXE VVK, VXU1
E-14-1	14	D	16221-77E-701	PACKING, CARBURETOR..... (NINGBO SIL GASKET)	1			EDS1, EDT1, ES2, ES3S, ES4S, VMQ3, VMT3, VPX4, VPXB, VPXE, VS4, VS6 VSB4
	15	D	16212-77E-701	PACKING, INSULATOR..... (NINGBO SIL GASKET)	1			EDS1, EDT1, ES2, ES3S, ES4S, VMQ3, VMT3, VPX4, VPXB, VPXE, VS4, VS6 VSB4
E-26	2	D	11521-77B-701	PACKING, CHAIN CASE COVER.... (NINGBO SIL GASKET)	1			LH, LH1, LH2, LHB5, LHP1, LXE9
E-40-1	5	D	18333-77B-701	GASKET, EX. PIPE..... (NINGBO SIL GASKET)	1			VPX4, VPXE

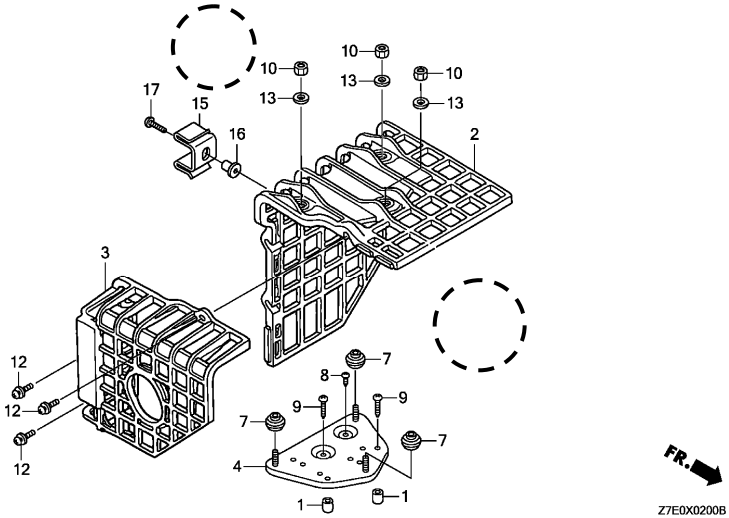
NOTE A:PART NO. CHANGE D:NEWLY PROVIDED E:PART NO.DELETION K:REQUIRED NO. CORRECTION L:APPLICATION SERIAL NO. CORRECTION
M:PART DESCRIPTION CORRECTION T:APPLICATION CORRECTION Z:REMARKS CHANGE

PARTS CATALOG NEWS

BOOKNo. : 13Z7E802

Block No.	Ref. No.	Note	Part No.	Description	Reqd. QTY	Serial No.	Parts catalog code
					GX 390 H1		

EOP-2 MUFFLER COVER



EOP-2	2	E	18433-ZF6-W40	* PART NO. DELETION			
	T		18433-Z5T-000	COVER COMP., MUFFLER.....	(1)	-----	QHB1, VPX4, VPXB, VPXE
	3	E	18434-ZF6-W40	* PART NO. DELETION			
	T		18434-Z5T-000	COVER COMP., RR. MUFFLER.....	(1)	-----	QHB1, VPX4, VPXB, VPXE
	5	E	18437-ZF6-W40	* PART NO. DELETION			
	6	E	18438-ZF6-W40	* PART NO. DELETION			
	15	T	18437-Z5T-000	STAY, MUFFLER COVER.....	(1)	-----	ES2, QHB1, VPX4, VPXB, VPXE, VSB4
	16	T	19619-ZL8-300	COLLAR, FAN COVER.....	(1)	-----	ES2, QHB1, VPX4, VPXB, VPXE, VSB4
	17	T	90006-Z5T-000	SCREW, TAPPING, 6X25.....	(1)	-----	ES2, QHB1, VPX4, VPXB, VPXE, VSB4

NOTE A:PART NO. CHANGE D:NEWLY PROVIDED E:PART NO. DELETION K:REQUIRED NO. CORRECTION L:APPLICATION SERIAL NO. CORRECTION
M:PART DESCRIPTION CORRECTION T:APPLICATION CORRECTION Z:REMARKS CHANGE

February 10, 2014



PARTS CATALOG NEWS

Honda Motor Co., Ltd.
Customer Service Technology Development Division

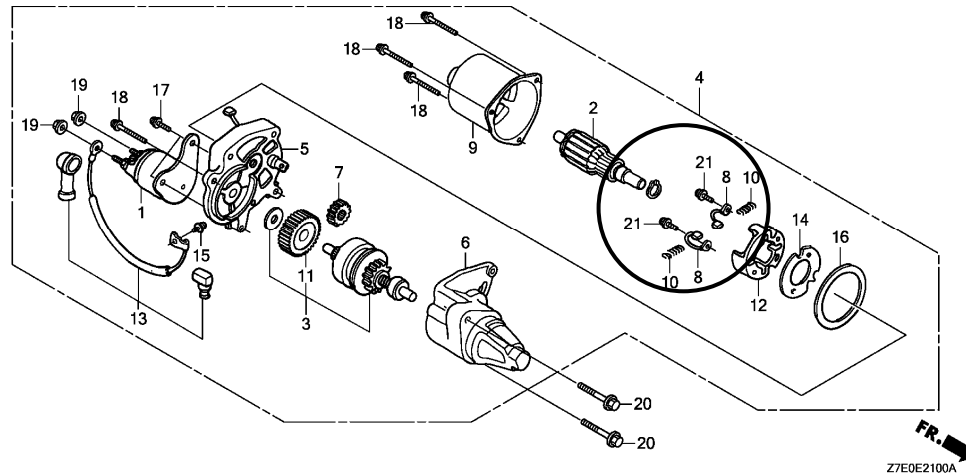
PARTS CATALOG - CORRECTED

Printed in Japan

CODE NO.	13Z7E802
PARTS CATALOG NEWS	GX390H1
NEWS NO.	004

Block No.	Ref. No.	Note	Part No.	Description	Reqd. QTY	Serial No.	Parts catalog code
					GX 390 H1		

E-21 STARTER MOTOR(1)



E-21	21	D	31219-ZE3-003	SCREW-WASHER, 4X14.....	2	-----	EDS1, ES4S, LXE9, QBE1, QEBR, QXE, QXEK, SHE, SWE2, SXE, SXE1, VMT3, VPXE, VS6, VTE5, VXE, VXX, VXU1
------	----	---	---------------	-------------------------	---	-------	--

NOTE A:PART NO. CHANGE D:NEWLY PROVIDED E:PART NO.DELETION K:REQUIRED NO. CORRECTION L:APPLICATION SERIAL NO. CORRECTION
M:PART DESCRIPTION CORRECTION T:APPLICATION CORRECTION Z:REMARKS CHANGE



PARTS CATALOGUE NEWS

Service Technology Department, Power Products Operations
Service Division, Honda Motor Co., Ltd.

PARTS CATALOGUE - CORRECTED

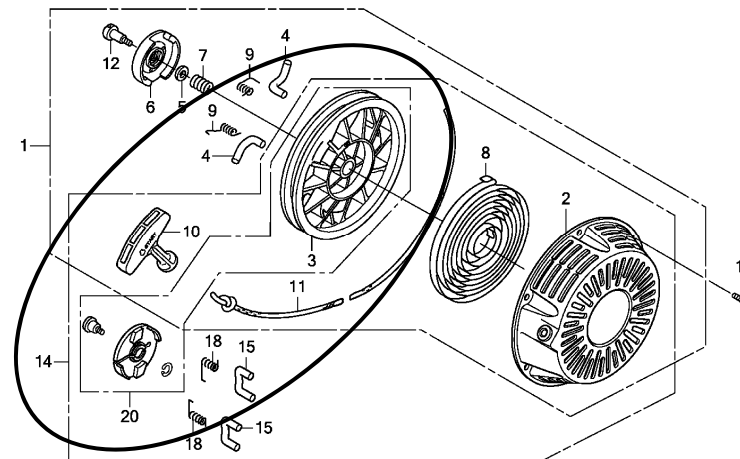
Printed in Japan

CODE NO.	13Z7E802
PARTS CATALOGUE NEWS	GX390H1
NEWS NO.	005

Block No.	Ref. No.	Note	Part No.	Description	Reqd. QTY GX 390 H1	Serial No.	Parts catalogue code
-----------	----------	------	----------	-------------	------------------------------	------------	----------------------

E-11 RECOIL STARTER(1)

Ref. No.	(Relative ref. Number)	Description	FRT
3	(20)		
1121B1		REEL, RECOIL STARTER	0.3



FR. →
Z7E0E1100B

E-11	1	L	28400-Z7E-003ZA	STARTER ASSY., RECOIL *NH1*.....BLACK	1	----- 0282975	QXHQ, SX
------	---	---	-----------------	--	---	---------------	----------

NOTE A:PART NO. CHANGE D:NEWLY PROVIDED E:PART NO.DELETION K:REQUIRED NO. CORRECTION L:APPLICATION SERIAL NO. CORRECTION
M:PART DESCRIPTION CORRECTION T:APPLICATION CORRECTION Z:REMARKS CHANGE

PARTS CATALOGUE NEWS

BOOKNo. : 13Z7E802

Block No.	Ref. No.	Note	Part No.	Description	Reqd. QTY		Serial No.	Parts catalogue code
					GX 390 H1			
		L	28400-77E-003ZB	*R280*..... POWER RED	1		----- 0282975	EDS1, EDT1, ES2, LH, LH1, LH2, LHB5, LHP1, LXE9, PX, QA2, QBE1, QH QH1, QHB1, QHB3, QHB5, QHP1, QMH, QN, QP, QX, QXE, QXEK, QXHQ, QXK, SH SH1, SHE, SM11, SWE2, SWX2, SX, SX1, SXC, SXC1, SXE, SXE1, VMQ3, VMT3 VPXB, VPXE, VS4, VS6, VSB4, VTE5, VX, VX1, VXE, VXK, VXU1
					1	0001867	0282975	VPX4, VSP
	2	L	28410-77E-003ZA	CASE COMP., RECOIL STARTER *NH1*..... BLACK	1		----- 0282975	QXHQ, SX
		L	28410-77E-003ZB	*R280*..... POWER RED	1		----- 0282975	EDS1, EDT1, ES2, LH, LH1, LH2, LHB5, LHP1, LXE9, PX, QA2, QBE1, QH QH1, QHB1, QHB3, QHB5, QHP1, QMH, QN, QP, QX, QXE, QXEK, QXHQ, QXK, SH SH1, SHE, SM11, SWE2, SWX2, SX, SX1, SXC, SXC1, SXE, SXE1, VMQ3, VMT3 VPXB, VPXE, VS4, VS6, VSB4, VTE5, VX, VX1, VXE, VXK, VXU1
					1	0001867	0282975	VPX4, VSP
		E	28410-77E-701	*PART NO. DELETION				
		T	28410-77E-701ZA	*R280*..... POWER RED	1		----- 0386426	QEBR, QHBR, QXBR, VPXJ
					1	0282976	0386426	EDS1, EDT1, ES2, LH, LH1, LH2, LHB5, LHP1, LXE9, PX, QA2, QBE1, QH QH1, QHB1, QHB3, QHB5, QHP1, QMH, QN, QP, QX, QXE, QXEK, QXHQ, QXK, SH SH1, SHE, SM11, SWE2, SWX2, SX, SX1, SXC, SXC1, SXE, SXE1, VMQ3, VMT3 VPX4, VPXB, VPXE, VS4, VS6, VSB4, VSP, VTE5, VX, VX1, VXE, VXK, VXU1
		D	28410-77E-701ZB	*NH1*..... BLACK	1	0282976	0386426	EDS1, EDT1, QXHQ, SX, VSP
	3	L	28420-77E-003	REEL, RECOIL STARTER.....	1		----- 0282975	EDS1, EDT1, ES2, LH, LH1, LH2, LHB5, LHP1, LXE9, PX, QA2, QBE1, QH QH1, QHB1, QHB3, QHB5, QHP1, QMH, QN, QP, QX, QXE, QXEK, QXHQ, QXK, SH SH1, SHE, SM11, SWE2, SWX2, SX, SX1, SXC, SXC1, SXE, SXE1, VMQ3, VMT3 VPXB, VPXE, VS4, VS6, VSB4, VTE5, VX, VX1, VXE, VXK, VXU1
					1	0001867	0282975	VPX4, VSP
		E	28420-77E-701	*PART NO. DELETION				
	4	L	28422-ZH8-801	RATCHET, STARTER.....	2		----- 0282975	EDS1, EDT1, ES2, LH, LH1, LH2, LHB5, LHP1, LXE9, PX, QA2, QBE1, QH QH1, QHB1, QHB3, QHB5, QHP1, QMH, QN, QP, QX, QXE, QXEK, QXHQ, QXK, SH SH1, SHE, SM11, SWE2, SWX2, SX, SX1, SXC, SXC1, SXE, SXE1, VMQ3, VMT3 VPXB, VPXE, VS4, VS6, VSB4, VTE5, VX, VX1, VXE, VXK, VXU1
					2	0001867	0282975	VPX4, VSP
	5	L	28431-ZH8-801	PLATE, FRICTION.....	1		----- 0282975	EDS1, EDT1, ES2, LH, LH1, LH2, LHB5, LHP1, LXE9, PX, QA2, QBE1, QH QH1, QHB1, QHB3, QHB5, QHP1, QMH, QN, QP, QX, QXE, QXEK, QXHQ, QXK, SH SH1, SHE, SM11, SWE2, SWX2, SX, SX1, SXC, SXC1, SXE, SXE1, VMQ3, VMT3 VPXB, VPXE, VS4, VS6, VSB4, VTE5, VX, VX1, VXE, VXK, VXU1

NOTE A:PART NO. CHANGE D:NEWLY PROVIDED E:PART NO.DELETION K:REQUIRED NO. CORRECTION L:APPLICATION SERIAL NO. CORRECTION
M:PART DESCRIPTION CORRECTION T:APPLICATION CORRECTION Z:REMARKS CHANGE

PARTS CATALOGUE NEWS

BOOKNo. : 13Z7E802

Block No.	Ref. No.	Note	Part No.	Description	Reqd. QTY		Serial No.	Parts catalogue code
					GX 390 H1			
					1		0001867 0282975	VPX4, VSP
	6	L	28433-Z2E-003	GUIDE, RATCHET.....	1		----- 0282975	EDS1, EDT1, ES2, LH, LH1, LH2, LHB5, LHP1, LXE9, PX, QA2, QBE1, QH QH1, QHB1, QHB3, QHB5, QHP1, QMH, QN, QP, QX, QXE, QXEK, QXHQ, QXK, SH SH1, SHE, SM11, SWE2, SWX2, SX, SX1, SXC, SXC1, SXE, SXE1, VMQ3, VMT3 VPXB, VPXE, VS4, VS6, VSB4, VTE5, VX, VX1, VXE, VXK, VXU1
					1		0001867 0282975	VPX4, VSP
	7	L	28441-Z2E-003	SPRING, FRICTION.....	1		----- 0282975	EDS1, EDT1, ES2, LH, LH1, LH2, LHB5, LHP1, LXE9, PX, QA2, QBE1, QH QH1, QHB1, QHB3, QHB5, QHP1, QMH, QN, QP, QX, QXE, QXEK, QXHQ, QXK, SH SH1, SHE, SM11, SWE2, SWX2, SX, SX1, SXC, SXC1, SXE, SXE1, VMQ3, VMT3 VPXB, VPXE, VS4, VS6, VSB4, VTE5, VX, VX1, VXE, VXK, VXU1
					1		0001867 0282975	VPX4, VSP
	8	L	28442-Z7E-003	SPRING, RECOIL STARTER.....	1		----- 0386426	EDS1, EDT1, ES2, LH, LH1, LH2, LHB5, LHP1, LXE9, PX, QA2, QBE1, QEBR QH, QH1, QHB1, QHB3, QHB5, QHBR, QHP1, QMH, QN, QP, QX, QXBR, QXE QXEK, QXHQ, QXK, SH, SH1, SHE, SM11, SWE2, SWX2, SX, SX1, SXC, SXC1 SXE, SXE1, VMQ3, VMT3, VPXB, VPXE, VPXJ, VS4, VS6, VSB4, VTE5, VX VX1, VXE, VXK, VXU1
					1		0001867 0386426	VPX4, VSP
	9	L	28443-ZH8-801	SPRING, RETURN.....	2		----- 0282975	EDS1, EDT1, ES2, LH, LH1, LH2, LHB5, LHP1, LXE9, PX, QA2, QBE1, QH QH1, QHB1, QHB3, QHB5, QHP1, QMH, QN, QP, QX, QXE, QXEK, QXHQ, QXK, SH SH1, SHE, SM11, SWE2, SWX2, SX, SX1, SXC, SXC1, SXE, SXE1, VMQ3, VMT3 VPXB, VPXE, VS4, VS6, VSB4, VTE5, VX, VX1, VXE, VXK, VXU1
					2		0001867 0282975	VPX4, VSP
	10	L	28461-Z2E-003	GRIP, STARTER.....	1		----- 0386426	EDS1, EDT1, ES2, LH, LH1, LH2, LHB5, LHP1, LXE9, PX, QA2, QBE1, QEBR QH, QH1, QHB1, QHB3, QHB5, QHBR, QHP1, QMH, QN, QP, QX, QXBR, QXE QXEK, QXHQ, QXK, SH, SH1, SHE, SM11, SWE2, SWX2, SX, SX1, SXC, SXC1 SXE, SXE1, VMQ3, VMT3, VPXB, VPXE, VPXJ, VS4, VS6, VSB4, VTE5, VX VX1, VXE, VXK, VXU1
					1		0001867 0386426	VPX4, VSP
	11	L	28462-Z2E-003	ROPE, RECOIL STARTER.....	1		----- 0282975	EDS1, EDT1, ES2, LH, LH1, LH2, LHB5, LHP1, LXE9, PX, QA2, QBE1, QH QH1, QHB1, QHB3, QHB5, QHP1, QMH, QN, QP, QX, QXE, QXEK, QXHQ, QXK, SH SH1, SHE, SM11, SWE2, SWX2, SX, SX1, SXC, SXC1, SXE, SXE1, VMQ3, VMT3 VPXB, VPXE, VS4, VS6, VSB4, VTE5, VX, VX1, VXE, VXK, VXU1
					1		0001867 0282975	VPX4, VSP
		T	28462-Z7E-701	1		----- 0386426	QEBR, QHBR, QXBR, VPXJ

NOTE A:PART NO. CHANGE D:NEWLY PROVIDED E:PART NO.DELETION K:REQUIRED NO. CORRECTION L:APPLICATION SERIAL NO. CORRECTION
M:PART DESCRIPTION CORRECTION T:APPLICATION CORRECTION Z:REMARKS CHANGE

PARTS CATALOGUE NEWS

BOOKNo. : 13Z7E802

Block No.	Ref. No.	Note	Part No.	Description	Reqd. QTY	Serial No.		Parts catalogue code
					GX 390 H1			
					1	0282976	0386426	EDS1, EDT1, ES2, LH, LH1, LH2, LHB5, LHP1, LXE9, PX, QA2, QBE1, QH QH1, QHB1, QHB3, QHB5, QHP1, QMH, QN, QP, QX, QXE, QXEK, QXHQ, QXK, SH SH1, SHE, SM11, SWE2, SWX2, SX, SX1, SXC, SXC1, SXE, SXE1, VMQ3, VMT3 VPX4, VPXB, VPXE, VS4, VS6, VSB4, VSP, VTE5, VX, VX1, VXE, VXK, VXU1
	12	L	90003-ZH8-801	SCREW, SETTING.....	1	-----	0282975	EDS1, EDT1, ES2, LH, LH1, LH2, LHB5, LHP1, LXE9, PX, QA2, QBE1, QH QH1, QHB1, QHB3, QHB5, QHP1, QMH, QN, QP, QX, QXE, QXEK, QXHQ, QXK, SH SH1, SHE, SM11, SWE2, SWX2, SX, SX1, SXC, SXC1, SXE, SXE1, VMQ3, VMT3 VPXB, VPXE, VS4, VS6, VSB4, VTE5, VX, VX1, VXE, VXK, VXU1
					1	0001867	0282975	VPX4, VSP
	13	L	90008-ZE2-003	BOLT, FLANGE, 6X10.....	3	-----	0386426	EDS1, EDT1, LH, QA2, QH, QXHQ, SH, SHE, SM11, SX, SXC, SXE, VX
					3	0001867	0386426	VPX4, VSP
		L	90008-Z1T-000	3	-----	0386426	ES2, LH1, LH2, LHB5, LHP1, LXE9, PX, QBE1, QEBR, QH1, QHB1, QHB3 QHB5, QHBR, QHP1, QMH, QN, QP, QX, QXBR, QXE, QXEK, QXK, SH1, SWE2 SWX2, SX1, SXC1, SXE1, VMQ3, VMT3, VPXB, VPXE, VPXJ, VS4, VS6, VSB4 VTE5, VX1, VXE, VXK, VXU1
	14	E	28400-Z7E-701	*PART NO. DELETION				
		T	28400-Z7E-701ZA	STARTER ASSY., RECOIL *R280*..... POWER RED	1	-----	0386426	QEBR, QHBR, QXBR, VPXJ
					1	0282976	0386426	EDS1, EDT1, ES2, LH, LH1, LH2, LHB5, LHP1, LXE9, PX, QA2, QBE1, QH QH1, QHB1, QHB3, QHB5, QHP1, QMH, QN, QP, QX, QXE, QXEK, QXHQ, QXK, SH SH1, SHE, SM11, SWE2, SWX2, SX, SX1, SXC, SXC1, SXE, SXE1, VMQ3, VMT3 VPX4, VPXB, VPXE, VS4, VS6, VSB4, VSP, VTE5, VX, VX1, VXE, VXK, VXU1
		D	28400-Z7E-701ZB	*NH1*..... BLACK	1	0282976	0386426	EDS1, EDT1, QXHQ, SX, VSP
	15	T	28422-Z7E-701	RATCHET, STARTER.....	2	-----	0386426	QEBR, QHBR, QXBR, VPXJ
					2	0282976	0386426	EDS1, EDT1, ES2, LH, LH1, LH2, LHB5, LHP1, LXE9, PX, QA2, QBE1, QH QH1, QHB1, QHB3, QHB5, QHP1, QMH, QN, QP, QX, QXE, QXEK, QXHQ, QXK, SH SH1, SHE, SM11, SWE2, SWX2, SX, SX1, SXC, SXC1, SXE, SXE1, VMQ3, VMT3 VPX4, VPXB, VPXE, VS4, VS6, VSB4, VSP, VTE5, VX, VX1, VXE, VXK, VXU1
	16	E	28433-Z7E-701	*PART NO. DELETION				
	17	E	28441-Z1T-701	*PART NO. DELETION				
	18	T	28443-Z1T-701	SPRING, RETURN.....	2	-----	0386426	QEBR, QHBR, QXBR, VPXJ

NOTE A:PART NO. CHANGE D:NEWLY PROVIDED E:PART NO.DELETION K:REQUIRED NO. CORRECTION L:APPLICATION SERIAL NO. CORRECTION
M:PART DESCRIPTION CORRECTION T:APPLICATION CORRECTION Z:REMARKS CHANGE

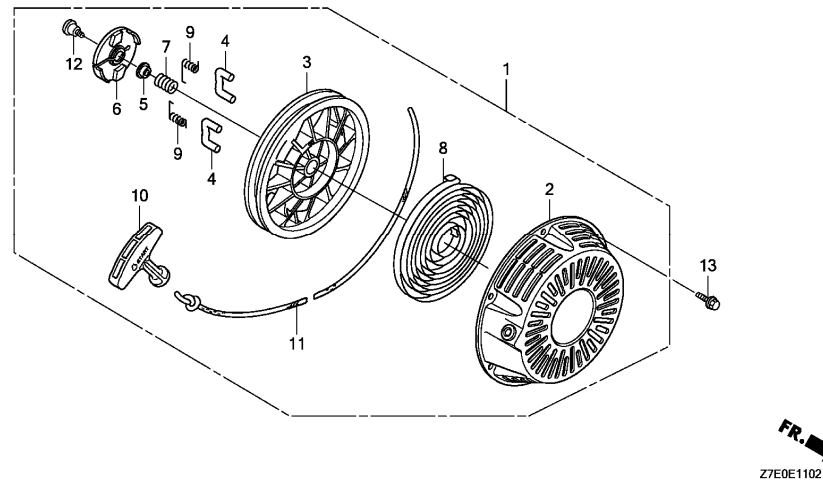
PARTS CATALOGUE NEWS

BOOKNo. : 13Z7E802

Block No.	Ref. No.	Note	Part No.	Description	Reqd. QTY		Serial No.	Parts catalogue code
					GX 390 H1			
					2		0282976 0386426	EDS1, EDT1, ES2, LH, LH1, LH2, LHB5, LHP1, LXE9, PX, QA2, QBE1, QH, QH1, QHB1, QHB3, QHB5, QHP1, QMH, QN, QP, QX, QXE, QXEK, QXHQ, QXK, SH, SH1, SHE, SM11, SWE2, SWX2, SX, SX1, SXC, SXC1, SXE, SXE1, VMQ3, VMT3, VPX4, VPXB, VPXE, VS4, VS6, VSB4, VSP, VTE5, VX, VX1, VXE, VXK, VXU1
	19	E	90003-Z1T-701	*PART NO. DELETION				
	20	D	06280-Z7E-305	SET, STARTER ASSY., RECOIL...	1		----- 0386426	QEBR, QHBR, QXBR, VPXJ
					1		0282976 0386426	EDS1, EDT1, ES2, LH, LH1, LH2, LHB5, LHP1, LXE9, PX, QA2, QBE1, QH, QH1, QHB1, QHB3, QHB5, QHP1, QMH, QN, QP, QX, QXE, QXEK, QXHQ, QXK, SH, SH1, SHE, SM11, SWE2, SWX2, SX, SX1, SXC, SXC1, SXE, SXE1, VMQ3, VMT3, VPX4, VPXB, VPXE, VS4, VS6, VSB4, VSP, VTE5, VX, VX1, VXE, VXK, VXU1

E-11-2 RECOIL STARTER (3)

Ref. No.	(Relative ref. Number)	Description	FRT
1	1121B9	STARTER, RECOIL	0.1
3	1121B1	REEL, RECOIL STARTER	0.3
4	(9)		
	1121B0	STARTER RATCHET AND/OR SPRING	0.2
6	(7)		
	1121A4	GUIDE, RATCHET	0.2
8	1121B7	SPRING, RECOIL STARTER RETURN	0.3
10	1121A3	GRIP, RECOIL STARTER	0.1
11	1121B3	ROPE, RECOIL STARTER	0.3



E-11-2	1	D	28400-Z7E-702ZA	STARTER ASSY., RECOIL *R280*..... POWER RED	1		0386427 -----	EDS1, EDT1, ES2, LH, LH1, LH2, LHB5, LHP1, LXE9, PX, QA2, QBE1, QEBR, QH, QH1, QHB1, QHB3, QHB5, QHBR, QHP1, QMH, QN, QP, QX, QXBR, QXE, QXEK, QXHQ, QXK, SH, SH1, SHE, SM11, SWE2, SWX2, SX, SX1, SXC, SXC1, SXE, SXE1, VMQ3, VMT3, VPX4, VPXB, VPXE, VPXJ, VS4, VS6, VSB4, VSP, VTE5, VX, VX1, VXE, VXK, VXU1
		D	28400-Z7E-702ZB	*NH1*..... BLACK	1		0386427 -----	EDS1, EDT1, QXHQ, SX, VSP

NOTE A:PART NO. CHANGE D:NEWLY PROVIDED E:PART NO.DELETION K:REQUIRED NO. CORRECTION L:APPLICATION SERIAL NO. CORRECTION
M:PART DESCRIPTION CORRECTION T:APPLICATION CORRECTION Z:REMARKS CHANGE

PARTS CATALOGUE NEWS

BOOKNo. : 13Z7E802

Block No.	Ref. No.	Note	Part No.	Description	Reqd. QTY	Serial No.	Parts catalogue code
					GX 390 H1		
	2	D	28410-Z7E-701ZA	CASE COMP., RECOIL STARTER *R280*..... POWER RED	1	0386427 -----	EDS1, EDT1, ES2, LH, LH1, LH2, LHB5, LHP1, LXE9, PX, QA2, QBE1, QEBR QH, QH1, QHB1, QHB3, QHB5, QHBR, QHP1, QMH, QN, QP, QX, QXBR, QXE QXEK, QXHQ, QXK, SH, SH1, SHE, SM11, SWE2, SWX2, SX, SX1, SXC, SXC1 SXE, SXE1, VMQ3, VMT3, VPX4, VPXB, VPXE, VPXJ, VS4, VS6, VSB4, VSP VTE5, VX, VX1, VXE, VXK, VXU1
		D	28410-Z7E-701ZB	*NH1*..... BLACK	1	0386427 -----	EDS1, EDT1, QXHQ, SX, VSP
	3	D	28420-Z7E-702	REEL, RECOIL STARTER (BLACK)...	1	0386427 -----	EDS1, EDT1, ES2, LH, LH1, LH2, LHB5, LHP1, LXE9, PX, QA2, QBE1, QEBR QH, QH1, QHB1, QHB3, QHB5, QHBR, QHP1, QMH, QN, QP, QX, QXBR, QXE QXEK, QXHQ, QXK, SH, SH1, SHE, SM11, SWE2, SWX2, SX, SX1, SXC, SXC1 SXE, SXE1, VMQ3, VMT3, VPX4, VPXB, VPXE, VPXJ, VS4, VS6, VSB4, VSP VTE5, VX, VX1, VXE, VXK, VXU1
	4	D	28422-Z7E-701	RATCHET, STARTER.....	2	0386427 -----	EDS1, EDT1, ES2, LH, LH1, LH2, LHB5, LHP1, LXE9, PX, QA2, QBE1, QEBR QH, QH1, QHB1, QHB3, QHB5, QHBR, QHP1, QMH, QN, QP, QX, QXBR, QXE QXEK, QXHQ, QXK, SH, SH1, SHE, SM11, SWE2, SWX2, SX, SX1, SXC, SXC1 SXE, SXE1, VMQ3, VMT3, VPX4, VPXB, VPXE, VPXJ, VS4, VS6, VSB4, VSP VTE5, VX, VX1, VXE, VXK, VXU1
	5	D	28431-Z2E-003	PLATE, FRICTION.....	1	0386427 -----	EDS1, EDT1, ES2, LH, LH1, LH2, LHB5, LHP1, LXE9, PX, QA2, QBE1, QEBR QH, QH1, QHB1, QHB3, QHB5, QHBR, QHP1, QMH, QN, QP, QX, QXBR, QXE QXEK, QXHQ, QXK, SH, SH1, SHE, SM11, SWE2, SWX2, SX, SX1, SXC, SXC1 SXE, SXE1, VMQ3, VMT3, VPX4, VPXB, VPXE, VPXJ, VS4, VS6, VSB4, VSP VTE5, VX, VX1, VXE, VXK, VXU1
	6	D	28433-Z7E-702	GUIDE, RATCHET.....	1	0386427 -----	EDS1, EDT1, ES2, LH, LH1, LH2, LHB5, LHP1, LXE9, PX, QA2, QBE1, QEBR QH, QH1, QHB1, QHB3, QHB5, QHBR, QHP1, QMH, QN, QP, QX, QXBR, QXE QXEK, QXHQ, QXK, SH, SH1, SHE, SM11, SWE2, SWX2, SX, SX1, SXC, SXC1 SXE, SXE1, VMQ3, VMT3, VPX4, VPXB, VPXE, VPXJ, VS4, VS6, VSB4, VSP VTE5, VX, VX1, VXE, VXK, VXU1
	7	D	28441-Z2E-003	SPRING, FRICTION.....	1	0386427 -----	EDS1, EDT1, ES2, LH, LH1, LH2, LHB5, LHP1, LXE9, PX, QA2, QBE1, QEBR QH, QH1, QHB1, QHB3, QHB5, QHBR, QHP1, QMH, QN, QP, QX, QXBR, QXE QXEK, QXHQ, QXK, SH, SH1, SHE, SM11, SWE2, SWX2, SX, SX1, SXC, SXC1 SXE, SXE1, VMQ3, VMT3, VPX4, VPXB, VPXE, VPXJ, VS4, VS6, VSB4, VSP VTE5, VX, VX1, VXE, VXK, VXU1
	8	D	28442-Z7E-003	SPRING, RECOIL STARTER.....	1	0386427 -----	EDS1, EDT1, ES2, LH, LH1, LH2, LHB5, LHP1, LXE9, PX, QA2, QBE1, QEBR QH, QH1, QHB1, QHB3, QHB5, QHBR, QHP1, QMH, QN, QP, QX, QXBR, QXE QXEK, QXHQ, QXK, SH, SH1, SHE, SM11, SWE2, SWX2, SX, SX1, SXC, SXC1 SXE, SXE1, VMQ3, VMT3, VPX4, VPXB, VPXE, VPXJ, VS4, VS6, VSB4, VSP VTE5, VX, VX1, VXE, VXK, VXU1

NOTE A:PART NO. CHANGE D:NEWLY PROVIDED E:PART NO.DELETION K:REQUIRED NO. CORRECTION L:APPLICATION SERIAL NO. CORRECTION
M:PART DESCRIPTION CORRECTION T:APPLICATION CORRECTION Z:REMARKS CHANGE

PARTS CATALOGUE NEWS

BOOKNo. : 13Z7E802

Block No.	Ref. No.	Note	Part No.	Description	Reqd. QTY		Serial No.	Parts catalogue code
					GX 390 HI			
	9	D	28443-Z1T-701	SPRING, RETURN.....	2		0386427 -----	EDS1, EDT1, ES2, LH, LH1, LH2, LHB5, LHP1, LXE9, PX, QA2, QBE1, QEBR QH, QH1, QHB1, QHB3, QHB5, QHBR, QHP1, QMH, QN, QP, QX, QXBR, QXE QXEK, QXHQ, QXK, SH, SH1, SHE, SM11, SWE2, SWX2, SX, SX1, SXC, SXC1 SXE, SXE1, VMQ3, VMT3, VPX4, VPXB, VPXE, VPXJ, VS4, VS6, VSB4, VSP VTE5, VX, VX1, VXE, VXK, VXU1
	10	D	28461-Z2E-003	GRIP, STARTER.....	1		0386427 -----	EDS1, EDT1, ES2, LH, LH1, LH2, LHB5, LHP1, LXE9, PX, QA2, QBE1, QEBR QH, QH1, QHB1, QHB3, QHB5, QHBR, QHP1, QMH, QN, QP, QX, QXBR, QXE QXEK, QXHQ, QXK, SH, SH1, SHE, SM11, SWE2, SWX2, SX, SX1, SXC, SXC1 SXE, SXE1, VMQ3, VMT3, VPX4, VPXB, VPXE, VPXJ, VS4, VS6, VSB4, VSP VTE5, VX, VX1, VXE, VXK, VXU1
	11	D	28462-Z7E-701	ROPE, RECOIL STARTER.....	1		0386427 -----	EDS1, EDT1, ES2, LH, LH1, LH2, LHB5, LHP1, LXE9, PX, QA2, QBE1, QEBR QH, QH1, QHB1, QHB3, QHB5, QHBR, QHP1, QMH, QN, QP, QX, QXBR, QXE QXEK, QXHQ, QXK, SH, SH1, SHE, SM11, SWE2, SWX2, SX, SX1, SXC, SXC1 SXE, SXE1, VMQ3, VMT3, VPX4, VPXB, VPXE, VPXJ, VS4, VS6, VSB4, VSP VTE5, VX, VX1, VXE, VXK, VXU1
	12	D	90003-ZH8-801	SCREW, SETTING.....	1		0386427 -----	EDS1, EDT1, ES2, LH, LH1, LH2, LHB5, LHP1, LXE9, PX, QA2, QBE1, QEBR QH, QH1, QHB1, QHB3, QHB5, QHBR, QHP1, QMH, QN, QP, QX, QXBR, QXE QXEK, QXHQ, QXK, SH, SH1, SHE, SM11, SWE2, SWX2, SX, SX1, SXC, SXC1 SXE, SXE1, VMQ3, VMT3, VPX4, VPXB, VPXE, VPXJ, VS4, VS6, VSB4, VSP VTE5, VX, VX1, VXE, VXK, VXU1
	13	D	90008-Z1T-000	BOLT, FLANGE, 6X10.....	3		0386427 -----	EDS1, EDT1, ES2, LH, LH1, LH2, LHB5, LHP1, LXE9, PX, QA2, QBE1, QEBR QH, QH1, QHB1, QHB3, QHB5, QHBR, QHP1, QMH, QN, QP, QX, QXBR, QXE QXEK, QXHQ, QXK, SH, SH1, SHE, SM11, SWE2, SWX2, SX, SX1, SXC, SXC1 SXE, SXE1, VMQ3, VMT3, VPX4, VPXB, VPXE, VPXJ, VS4, VS6, VSB4, VSP VTE5, VX, VX1, VXE, VXK, VXU1
E-19	2	L	28450-Z7E-000	PULLEY COMP., STARTER.....	1		----- 0282975	LH, LH1, LH2, LHB5, LHP1, LXE9, PX, QBE1, QH, QH1, QHB1, QHB3, QHB5 QHP1, QMH, QP, QX, QXE, QXEK, QXHQ, QXK, SH, SH1, SHE, SWE2, SWX2, SX SX1, SXC, SXC1, SXE, SXE1, VTE5, VX, VX1, VXE, VXK, VXU1
					1	0001867	0282975	VSP
	3	L	28451-Z7E-000	PULLEY, STARTER.....	1		----- 0282975	ES2, ES3S, ES4S, QA2, QN, SM11, VMQ3, VMT3, VPXB, VPXE, VS4, VS6, VSB4
					1	0001867	0282975	VPX4
					1	0002757	0282975	EDS1, EDT1
	9	D	28450-Z7E-700	PULLEY COMP., STARTER.....	1		0282976 -----	LH, LH1, LH2, LHB5, LHP1, LXE9, PX, QBE1, QH, QH1, QHB1, QHB3, QHB5 QHP1, QMH, QP, QX, QXE, QXEK, QXHQ, QXK, SH, SH1, SHE, SWE2, SWX2, SX SX1, SXC, SXC1, SXE, SXE1, VSP, VTE5, VX, VX1, VXE, VXK, VXU1
	10	D	28451-Z7E-700	PULLEY, STARTER.....	1		0282976 -----	EDS1, EDT1, ES2, ES3S, ES4S, QA2, QN, SM11, VMQ3, VMT3, VPX4, VPXB VPXE, VS4, VS6, VSB4

NOTE A:PART NO. CHANGE D:NEWLY PROVIDED E:PART NO.DELETION K:REQUIRED NO. CORRECTION L:APPLICATION SERIAL NO. CORRECTION
M:PART DESCRIPTION CORRECTION T:APPLICATION CORRECTION Z:REMARKS CHANGE