

CLIMBER 7

7.13 - 7.18 - 7.22















CLIMBER 7.18



CLIMBER 7.18



SAFE STOP

		HP-kW		 L (US qts)						 kg (lb)
7.13	INTEK 3.130 B&S	HP 10 - kW 7.2	344/1	 7 (7.4)	●	HYDROSTATIC 0 - 9 km/h (0 - 5.6 mph)	45 cm (18 in)	35...85 mm (1.3...3.3 in)	85 cm (33.5 in)	225 (496)
7.18	INTEK 7180 B&S	HP 15.2 - kW 11.2	656/2	 7 (7.4)	●	HYDROSTATIC 0 - 9 km/h (0 - 5.6 mph)	45 cm (18 in)	35...85 mm (1.3...3.3 in)	85 cm (33.5 in)	235 (518)
7.22	7220 Prof. Series B&S	HP 18 - kW 13.2	656/2	 7 (7.4)	●	HYDROSTATIC 0 - 9 km/h (0 - 5.6 mph)	45 cm (18 in)	35...85 mm (1.3...3.3 in)	85 cm (33.5 in)	245 (540)