


CR

HP 12-30



 COLTIVATORE A MOLLE

 SPRING TINE CULTIVATOR

 CULTIVATEUR RESSORTS

 STANDARD

- 3 punti di attacco, 1ª categoria
- molle in acciaio speciale
- profondità 18-20 cm

OPTIONAL

- ruote per controllo profondità

 STANDARD

- 3 point hitch, category 1
- springs made of special steel
- working depth 18-20 cm

OPTIONAL



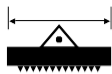



- wheel to adjust depth

 STANDARD

- attelage 3 points, catégorie 1
- ressorts en acier spécial
- profondeur 18-20 cm

OPTIONAL

- couple roues pour régler la profondeur

| TYPE |  |  |  |  |  |  | | | | |
|---------|---|---|---|--|---|---|-------|----|----|-----|
| COD-MOD | HP | cm | in | cm | in | cm | in | n. | kg | lbs |
| CR 7 | 12 - 30 | 100 | 40" | 120 | 42" | 18 - 20 | 7 - 8 | 7 | 90 | 198 |