




MACCHINE
SELVATICI
 AGRICOLE



AEROKING AERATORS




AERATORS SELVATICI new system

1
2
3
4

The United States of America
 USA patent 5810092

CE patent 97830069.7

www.selvatici.com




WHY TO SPEND MORE TO DO THE SAME JOB?

TOOLS

Solid Tines

x 300.50-300.80 Cod.	Ø xl mm.	Ø xl inc.	n. x
7080818	8x180	8/16x7	4*-8***
7081230	12x300	1/2x12	4
7081830	18x300	3/4x12	2
7082531	25x300	1x12	2



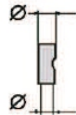
Hollow tines for coring

x 300.50-300.80 Cod.	Ø xl mm.	Ø xl inc.	n. x
7071617	16x175	5/8x7	4
7071925	19x255	3/4x10	2
7072525	25x255	1x10	2



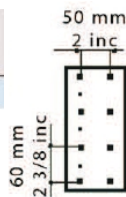
Adapters to be used with any tool with */**

Cod.	Ø mm.	Ø inc.	n. x
7089000	12-8	1/2-5/16	4
7086000	25-18	1-3/4	2



Multipliers to be used with every tools with */**

x 300.50-300.80 Cod.	Ø mm.	Ø inc.	n. x
7141000	8	5/16	1



Standard for all series:

- *3 speeds lever gearbox
- *protected pto shaft with clutch
- *prelubricated seals bearings without maintenance

Serie 300.50

SMALL AERATORS FOR LIGHT / COMPACT TRACTORS



0,3 – 2,3 Km/h
0,2 – 1,5 miles/h

3p. Cat I - II

5/30 cm



Mod.	cm	HP min/max	KW min/max	N. 	kg
C 1204 J	120	20/50	14/36	4	510
C 1656 J	165	30/50	22/36	6	650

Max work capacity 3.800 mq/h



Serie 300.80

**MEDIUM SIZE AERATORS
IDEAL FOR CONTRACTORS
TO INCREASE THE WORK
PERFORMANCES**



0,3 – 2,3 km/h
0,2 – 1,5 miles/h

3p. Cat I - II

U 5/30 cm



Mod.	↔ cm	HP min/max	KW min/max	N. ⬇	kg
C 1656 L	165	40/80	29/58	6	730
C 2108 L	210	50/80	36/58	8	800
C 2510 L	250	55/80	40/58	10	1050

Max work capacity 5,750 mq/h



Serie 400.90

**PROFESSIONAL AERATORS
FOR BIG DEPTHS**



0,4 – 2,9 km/h
0,25 – 1,8 miles/h

3p. Cat I - II

U 5/40 cm



Mod.	↔ cm	HP min/max	KW min/max	N. ⬇	kg
C 1706 N	170	45/95	33/70	6	930
C 2108 N	210	55/95	40/70	8	1160
C 2510 N	250	70/95	51/70	10	1380

Max work capacity 5,250 mq/h



Serie 150.45

**FAST AND LIGHTWEIGHT
AERATORS IDEAL FOR
SMALL TRACTORS**



1,0 – 4 km/h
0,6 – 2,5 miles/h

3p. Cat I - II



U 5/15 cm



Mod.	↔ cm	HP min/max	KW min/max	N. ✚	kg
C 1204 M	120	20/40	14/29	4	400
C 1656 M	165	30/45	22/36	6	540

Max work capacity 6,600 mq/h




OPTIONALS



**-CROSS
SWINGING
BRUSHES
FOR SAND
AND REAR
ROLLER**



**-HYDRAULICALLY
ROTATING
BRUSH FOR
SAND WITH
REAR ROLLER**



**-WILD /
NARROW
TURF
RETAINER**

**-SELF-
LEVELLING
CONVEYORS
FOR CORING
SAMPLES**



**-CENTRALIZED
CONTROL OF
TOOLS
INCLINATION
(no
GB/D/F/H)**